



# 2009-2010 GMT Quarterly Report for District (or Undistricted) **District 1 A**

GMT: **Doctor DENNIS D COBLER**

Location: **ILLINOIS**

GMT CA: **1**

## CLUBS

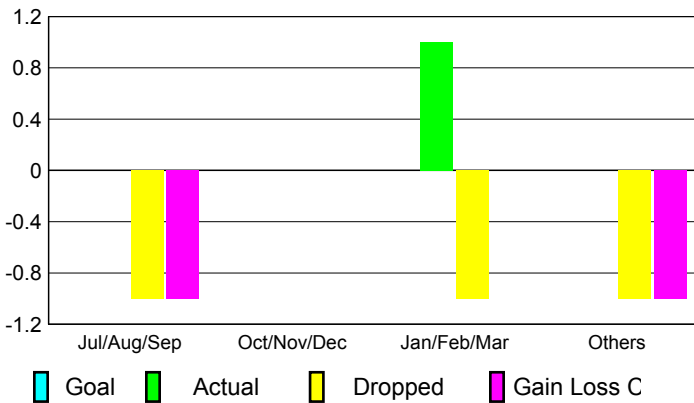
**Club Results**  
2009-2010

**Clubs**  
2008-2009

Month	New Club Goal	Actual New Clubs	Actual Dropped Clubs	Gain/Loss of Clubs	Gain/Loss of Clubs
Jul/Aug/Sep	0	0	-1	-1	1
Oct/Nov/Dec	0	0	0	0	0
Jan/Feb/Mar	0	1	-1	0	0
Apr/May/June	0	0	-1	-1	2
<b>Totals</b>	<b>0</b>	<b>1</b>	<b>-3</b>	<b>-2</b>	<b>3</b>

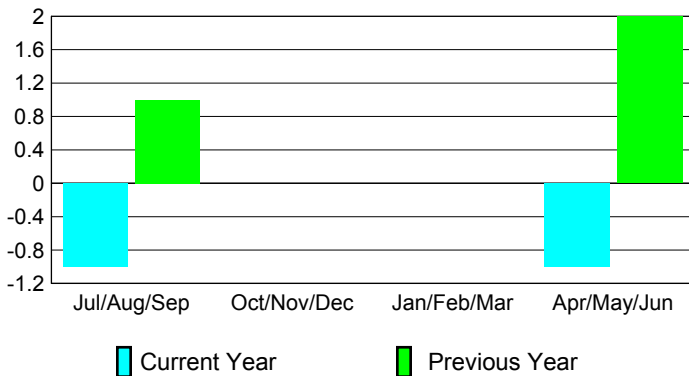
### Club Results 2009-2010

Goal, New, Dropped, Gain/Loss



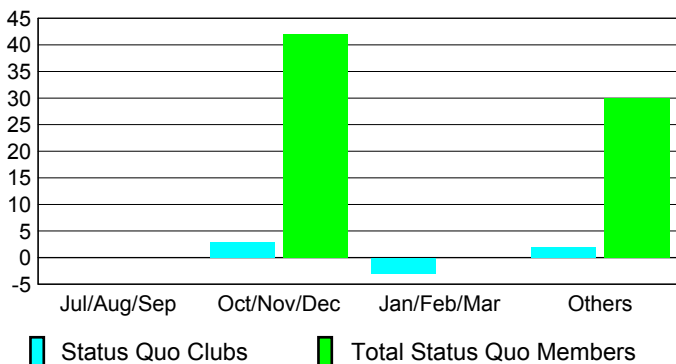
### Comparison of Club Gain/Loss

Current Year Compared to the Previous Year



### YTD Status Quo Clubs 2009-2010

Status Quo Clubs Compared to Status Quo Members



## MEMBERSHIP

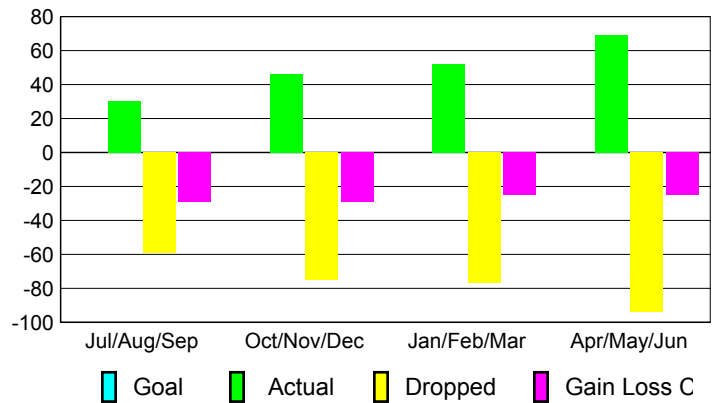
**Membership Results**  
2009-2010

**Membership**  
2008-2009

Month	Net Memb Goal	Actual New Memb	Actual Dropped Memb	Gain/Loss of Memb	Gain/Loss of Memb
Jul/Aug/Sep	0	30	-59	-29	30
Oct/Nov/Dec	0	46	-75	-29	-18
Jan/Feb/Mar	0	52	-77	-25	-12
Apr/May/June	0	69	-94	-25	9
<b>Totals</b>	<b>0</b>	<b>197</b>	<b>-305</b>	<b>-108</b>	<b>9</b>

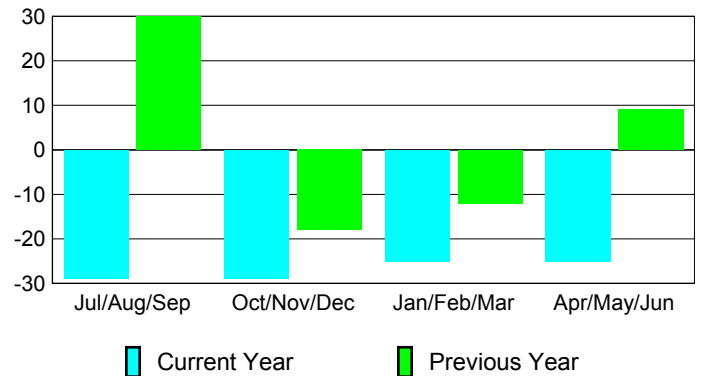
### Membership Results 2009-2010

Goal, New, Dropped, Gain/Loss

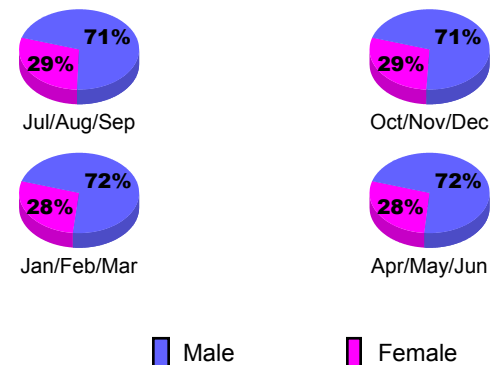


### Comparison of Membership Gain/Loss

Current Year Compared to the Previous Year



### Gender Comparison 2009-2010





# 2009-2010 GMT Quarterly Report for District (or Undistricted) **District 1 B**

GMT: **Doctor DENNIS D COBLER**

Location: **ILLINOIS**

GMT CA: **1**

## CLUBS

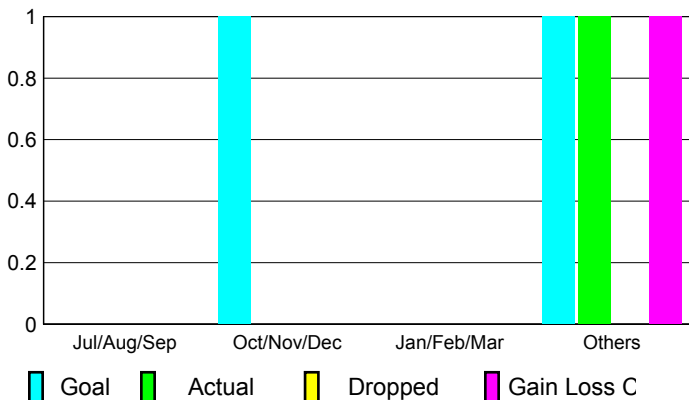
**Club Results**  
2009-2010

**Clubs**  
2008-2009

Month	New Club Goal	Actual New Clubs	Actual Dropped Clubs	Gain/Loss of Clubs	Gain/Loss of Clubs
Jul/Aug/Sep	0	0	0	0	0
Oct/Nov/Dec	1	0	0	0	0
Jan/Feb/Mar	0	0	0	0	1
Apr/May/June	1	1	0	1	0
<b>Totals</b>	<b>2</b>	<b>1</b>	<b>0</b>	<b>1</b>	<b>1</b>

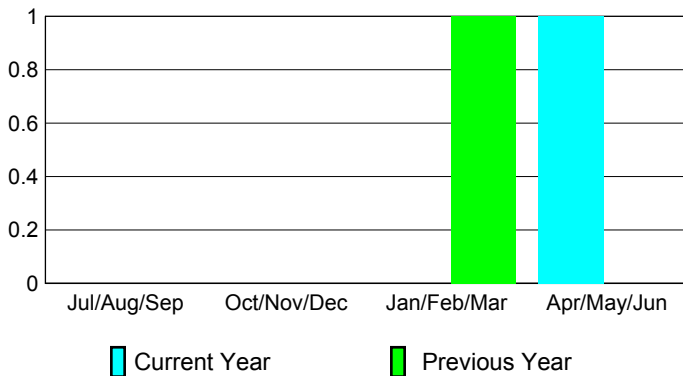
### Club Results 2009-2010

Goal, New, Dropped, Gain/Loss



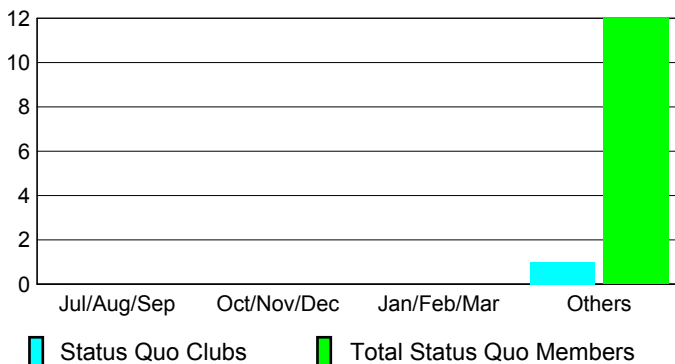
### Comparison of Club Gain/Loss

Current Year Compared to the Previous Year



### YTD Status Quo Clubs 2009-2010

Status Quo Clubs Compared to Status Quo Members



## MEMBERSHIP

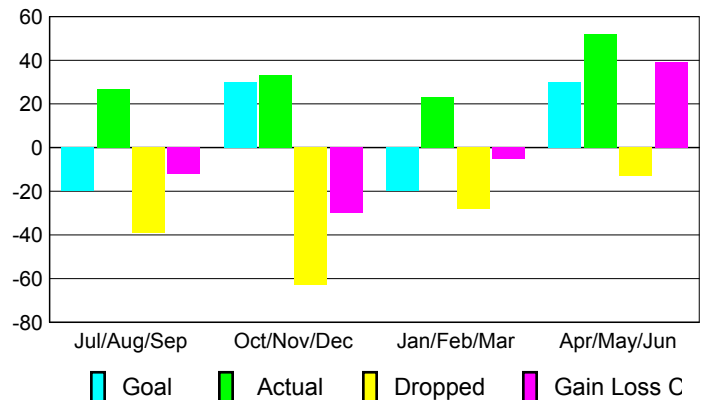
**Membership Results**  
2009-2010

**Membership**  
2008-2009

Month	Net Memb Goal	Actual New Memb	Actual Dropped Memb	Gain/Loss of Memb	Gain/Loss of Memb
Jul/Aug/Sep	-20	27	-39	-12	-12
Oct/Nov/Dec	30	33	-63	-30	2
Jan/Feb/Mar	-20	23	-28	-5	14
Apr/May/June	30	52	-13	39	2
<b>Totals</b>	<b>20</b>	<b>135</b>	<b>-143</b>	<b>-8</b>	<b>6</b>

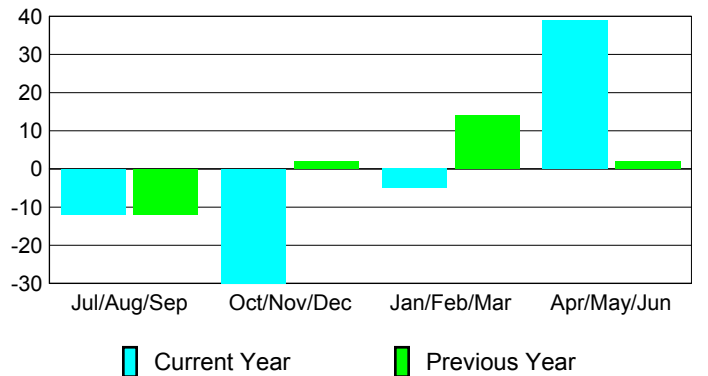
### Membership Results 2009-2010

Goal, New, Dropped, Gain/Loss

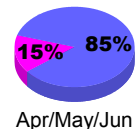
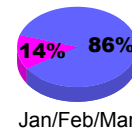
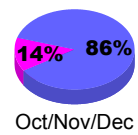
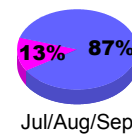


### Comparison of Membership Gain/Loss

Current Year Compared to the Previous Year



### Gender Comparison 2009-2010



Male

Female



# 2009-2010 GMT Quarterly Report for District (or Undistricted) **District 1 CN**

GMT: **Doctor DENNIS D COBLER**

Location: **ILLINOIS**

GMT CA: **1**

## CLUBS

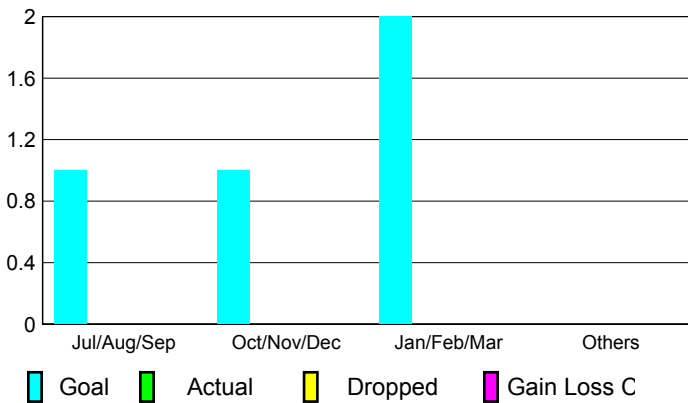
**Club Results  
2009-2010**

**Clubs  
2008-2009**

Month	New Club Goal	Actual New Clubs	Actual Dropped Clubs	Gain/Loss of Clubs	Gain/Loss of Clubs
Jul/Aug/Sep	1	0	0	0	1
Oct/Nov/Dec	1	0	0	0	0
Jan/Feb/Mar	2	0	0	0	0
Apr/May/June	0	0	0	0	0
<b>Totals</b>	<b>4</b>	<b>0</b>	<b>0</b>	<b>0</b>	<b>1</b>

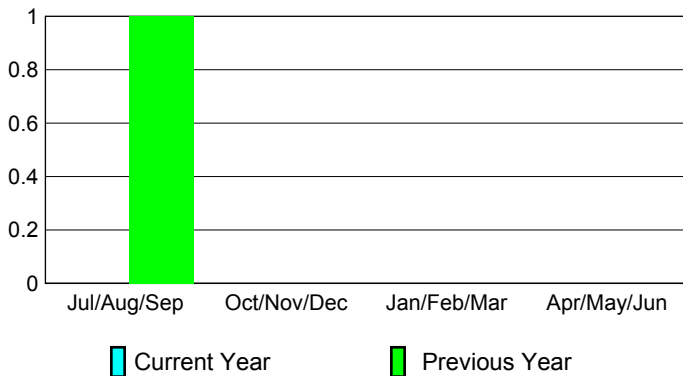
### Club Results 2009-2010

Goal, New, Dropped, Gain/Loss



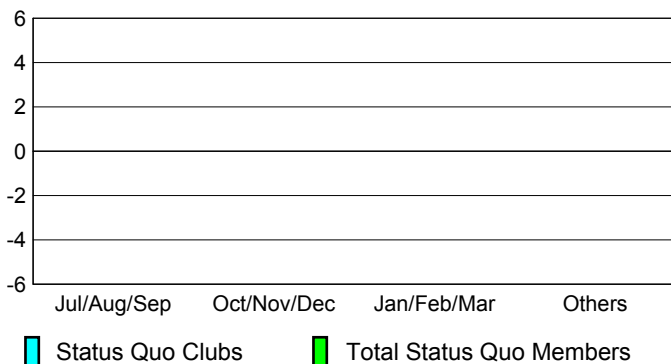
### Comparison of Club Gain/Loss

Current Year Compared to the Previous Year



### YTD Status Quo Clubs 2009-2010

Status Quo Clubs Compared to Status Quo Members



## MEMBERSHIP

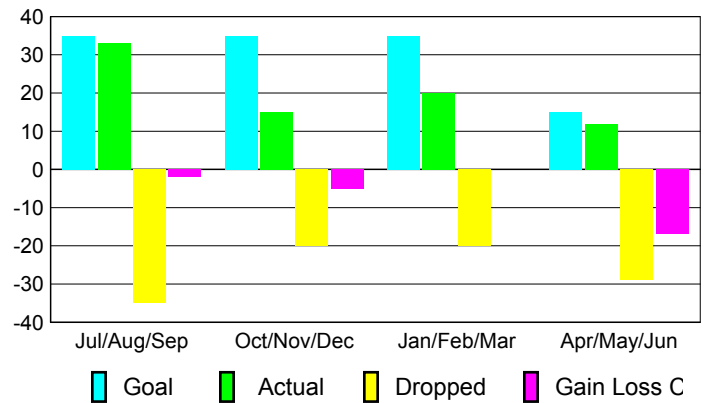
**Membership Results  
2009-2010**

**Membership  
2008-2009**

Month	Net Memb Goal	Actual New Memb	Actual Dropped Memb	Gain/Loss of Memb	Gain/Loss of Memb
Jul/Aug/Sep	35	33	-35	-2	47
Oct/Nov/Dec	35	15	-20	-5	-3
Jan/Feb/Mar	35	20	-20	0	-3
Apr/May/June	15	12	-29	-17	-30
<b>Totals</b>	<b>120</b>	<b>80</b>	<b>-104</b>	<b>-24</b>	<b>11</b>

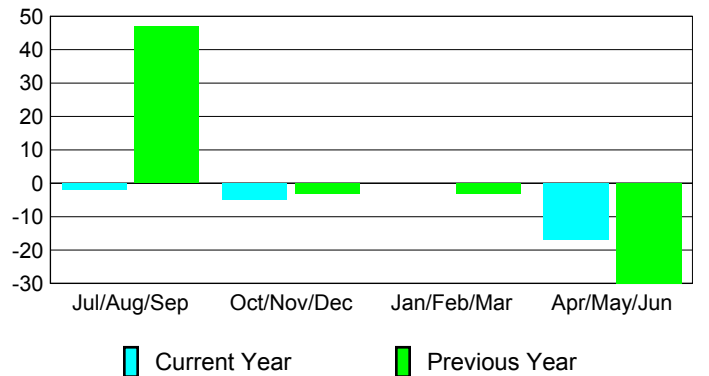
### Membership Results 2009-2010

Goal, New, Dropped, Gain/Loss

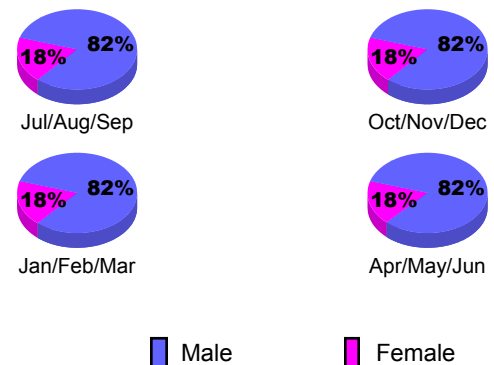


### Comparison of Membership Gain/Loss

Current Year Compared to the Previous Year



### Gender Comparison 2009-2010





# 2009-2010 GMT Quarterly Report for District (or Undistricted) **District 1 CS**

GMT: **Doctor DENNIS D COBLER**

Location: **ILLINOIS**

GMT CA: **1**

## CLUBS

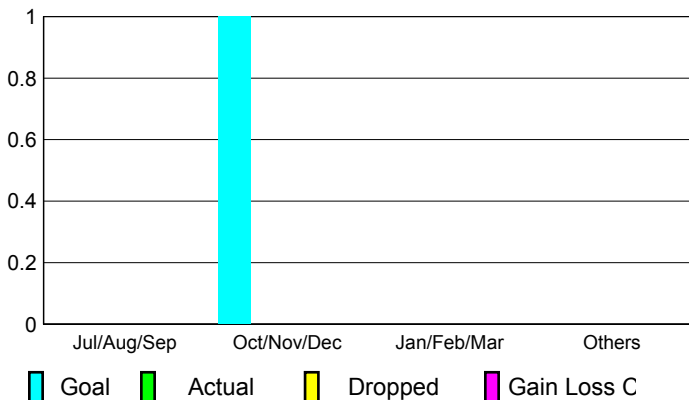
**Club Results**  
2009-2010

**Clubs**  
2008-2009

Month	New Club Goal	Actual New Clubs	Actual Dropped Clubs	Gain/Loss of Clubs	Gain/Loss of Clubs
Jul/Aug/Sep	0	0	0	0	0
Oct/Nov/Dec	1	0	0	0	0
Jan/Feb/Mar	0	0	0	0	0
Apr/May/June	0	0	0	0	0
<b>Totals</b>	<b>1</b>	<b>0</b>	<b>0</b>	<b>0</b>	<b>0</b>

### Club Results 2009-2010

Goal, New, Dropped, Gain/Loss



## MEMBERSHIP

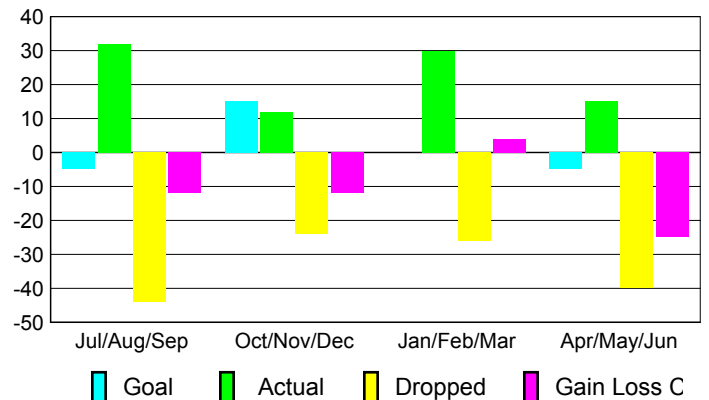
**Membership Results**  
2009-2010

**Membership**  
2008-2009

Month	Net Memb Goal	Actual New Memb	Actual Dropped Memb	Gain/Loss of Memb	Gain/Loss of Memb
Jul/Aug/Sep	-5	32	-44	-12	-25
Oct/Nov/Dec	15	12	-24	-12	5
Jan/Feb/Mar	0	30	-26	4	-19
Apr/May/June	-5	15	-40	-25	-53
<b>Totals</b>	<b>5</b>	<b>89</b>	<b>-134</b>	<b>-45</b>	<b>-92</b>


### Membership Results 2009-2010

Goal, New, Dropped, Gain/Loss



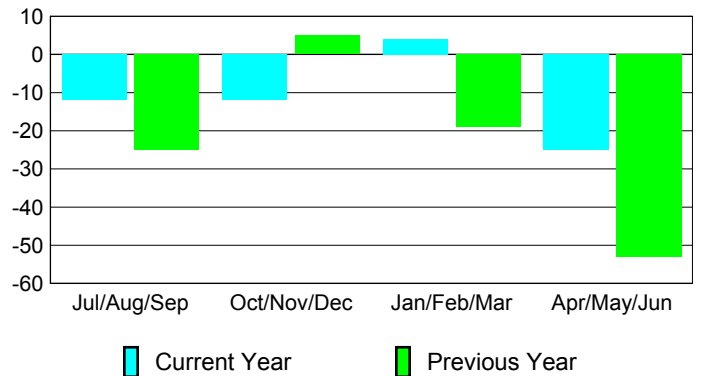
### Comparison of Club Gain/Loss

Current Year Compared to the Previous Year



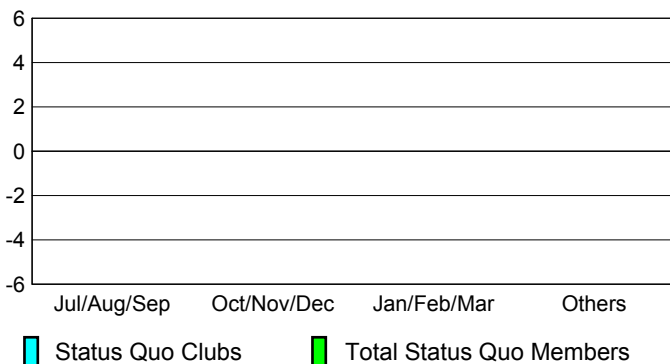
### Comparison of Membership Gain/Loss

Current Year Compared to the Previous Year

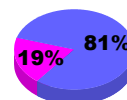


### YTD Status Quo Clubs 2009-2010

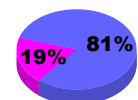
Status Quo Clubs Compared to Status Quo Members



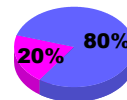
### Gender Comparison 2009-2010



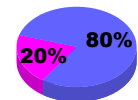
Jul/Aug/Sep



Oct/Nov/Dec



Jan/Feb/Mar



Apr/May/June

Male

Female



# 2009-2010 GMT Quarterly Report for District (or Undistricted) **District 1 D**

GMT: **Doctor DENNIS D COBLER**

Location: **ILLINOIS**

GMT CA: **1**

## CLUBS

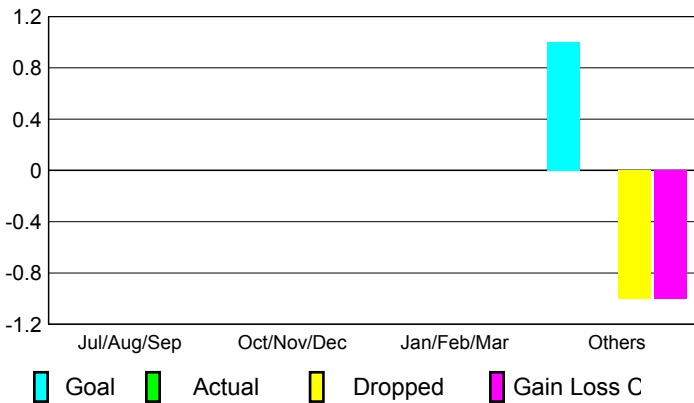
**Club Results  
2009-2010**

**Clubs  
2008-2009**

Month	New Club Goal	Actual New Clubs	Actual Dropped Clubs	Gain/Loss of Clubs	Gain/Loss of Clubs
Jul/Aug/Sep	0	0	0	0	0
Oct/Nov/Dec	0	0	0	0	0
Jan/Feb/Mar	0	0	0	0	0
Apr/May/June	1	0	-1	-1	0
<b>Totals</b>	<b>1</b>	<b>0</b>	<b>-1</b>	<b>-1</b>	<b>0</b>


### Club Results 2009-2010

Goal, New, Dropped, Gain/Loss



### Comparison of Club Gain/Loss

Current Year Compared to the Previous Year



### YTD Status Quo Clubs 2009-2010

Status Quo Clubs Compared to Status Quo Members



## MEMBERSHIP

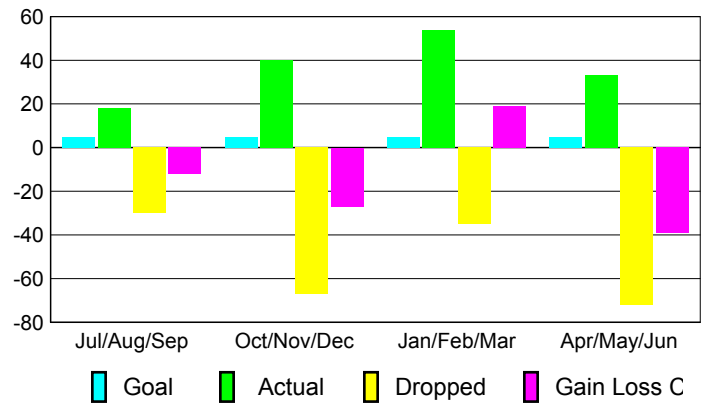
**Membership Results  
2009-2010**

**Membership  
2008-2009**

Month	Net Memb Goal	Actual New Memb	Actual Dropped Memb	Gain/Loss of Memb	Gain/Loss of Memb
Jul/Aug/Sep	5	18	-30	-12	-30
Oct/Nov/Dec	5	40	-67	-27	-12
Jan/Feb/Mar	5	54	-35	19	-3
Apr/May/June	5	33	-72	-39	-32
<b>Totals</b>	<b>20</b>	<b>145</b>	<b>-204</b>	<b>-59</b>	<b>-77</b>

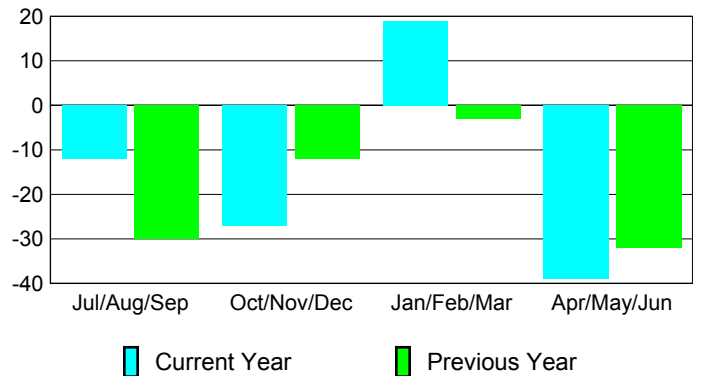
### Membership Results 2009-2010

Goal, New, Dropped, Gain/Loss

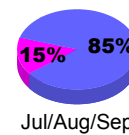


### Comparison of Membership Gain/Loss

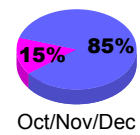
Current Year Compared to the Previous Year



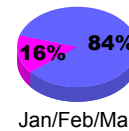
### Gender Comparison 2009-2010



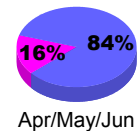
Jul/Aug/Sep



Oct/Nov/Dec



Jan/Feb/Mar



Apr/May/June

Male

Female



# 2009-2010 GMT Quarterly Report for District (or Undistricted) **District 1 E**

GMT: **Doctor DENNIS D COBLER**

Location: **ILLINOIS**

GMT CA: **1**

## CLUBS

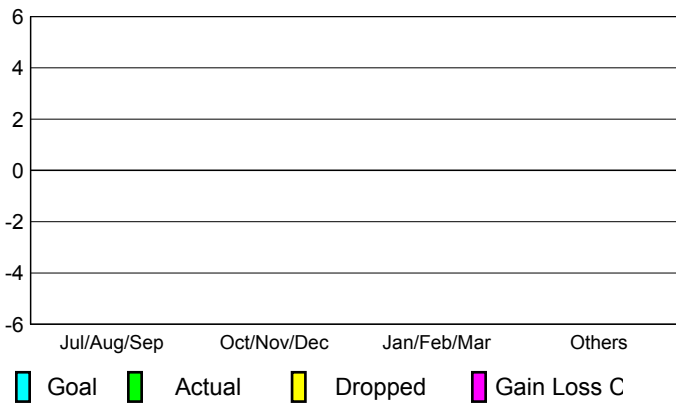
**Club Results  
2009-2010**

**Clubs  
2008-2009**

Month	New Club Goal	Actual New Clubs	Actual Dropped Clubs	Gain/Loss of Clubs	Gain/Loss of Clubs
Jul/Aug/Sep	0	0	0	0	0
Oct/Nov/Dec	0	0	0	0	0
Jan/Feb/Mar	0	0	0	0	0
Apr/May/June	0	0	0	0	0
<b>Totals</b>	<b>0</b>	<b>0</b>	<b>0</b>	<b>0</b>	<b>0</b>


### Club Results 2009-2010

Goal, New, Dropped, Gain/Loss



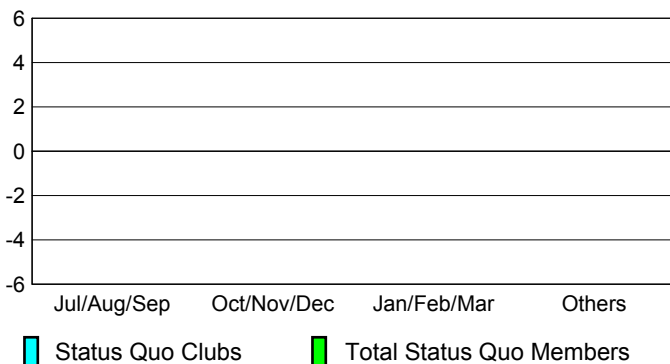
### Comparison of Club Gain/Loss

Current Year Compared to the Previous Year



### YTD Status Quo Clubs 2009-2010

Status Quo Clubs Compared to Status Quo Members



## MEMBERSHIP

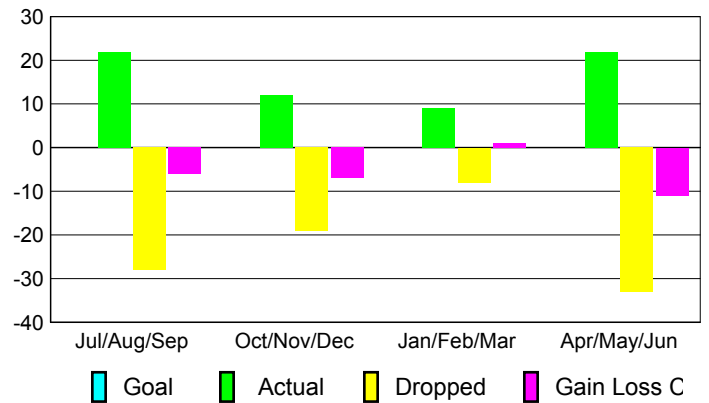
**Membership Results  
2009-2010**

**Membership  
2008-2009**

Month	Net Memb Goal	Actual New Memb	Actual Dropped Memb	Gain/Loss of Memb	Gain/Loss of Memb
Jul/Aug/Sep	0	22	-28	-6	-5
Oct/Nov/Dec	0	12	-19	-7	-19
Jan/Feb/Mar	0	9	-8	1	0
Apr/May/June	0	22	-33	-11	-11
<b>Totals</b>	<b>0</b>	<b>65</b>	<b>-88</b>	<b>-23</b>	<b>-35</b>

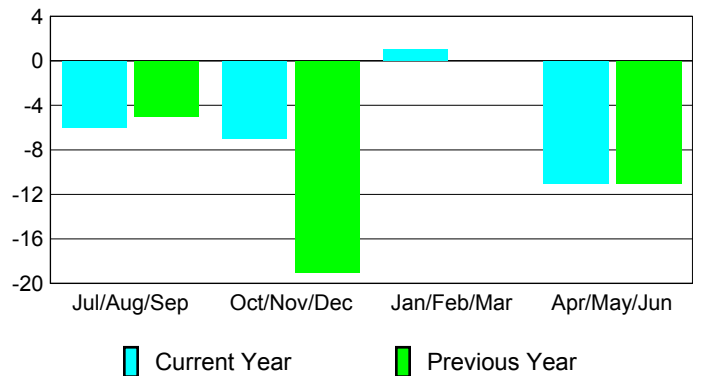
### Membership Results 2009-2010

Goal, New, Dropped, Gain/Loss

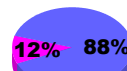


### Comparison of Membership Gain/Loss

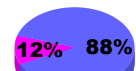
Current Year Compared to the Previous Year



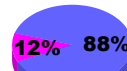
### Gender Comparison 2009-2010



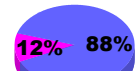
Jul/Aug/Sep



Oct/Nov/Dec



Jan/Feb/Mar



Apr/May/June

Male

Female



# 2009-2010 GMT Quarterly Report for District (or Undistricted) **District 1 F**

GMT: **Doctor DENNIS D COBLER**

Location: **ILLINOIS**

GMT CA: **1**

## CLUBS

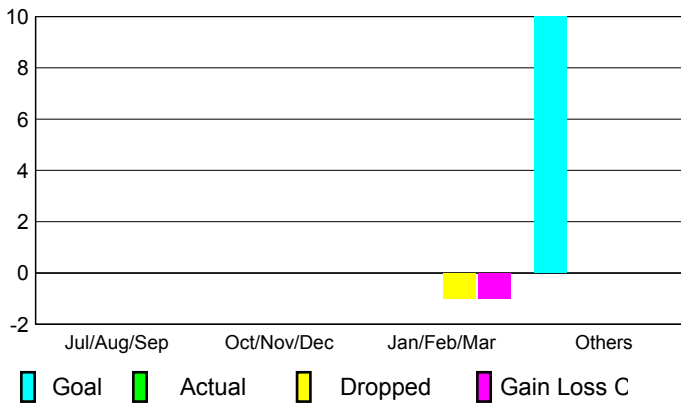
**Club Results  
2009-2010**

**Clubs  
2008-2009**

Month	New Club Goal	Actual New Clubs	Actual Dropped Clubs	Gain/Loss of Clubs	Gain/Loss of Clubs
Jul/Aug/Sep	0	0	0	0	1
Oct/Nov/Dec	0	0	0	0	0
Jan/Feb/Mar	0	0	-1	-1	0
Apr/May/June	10	0	0	0	0
<b>Totals</b>	<b>10</b>	<b>0</b>	<b>-1</b>	<b>-1</b>	<b>1</b>

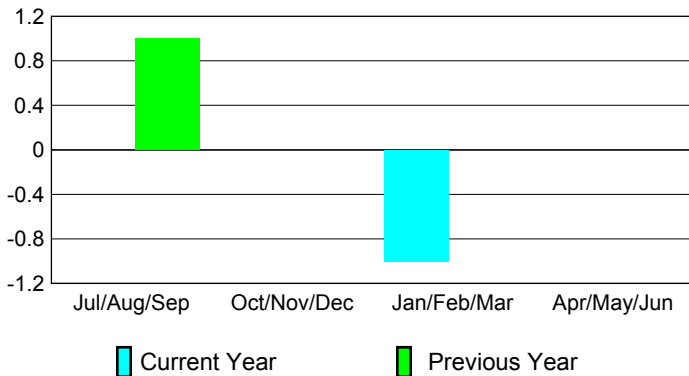
### Club Results 2009-2010

Goal, New, Dropped, Gain/Loss



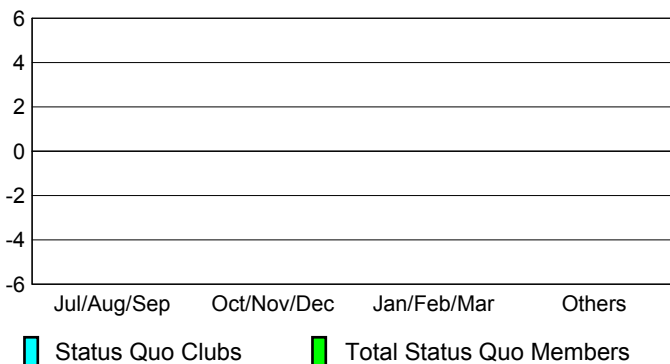
### Comparison of Club Gain/Loss

Current Year Compared to the Previous Year



### YTD Status Quo Clubs 2009-2010

Status Quo Clubs Compared to Status Quo Members



## MEMBERSHIP

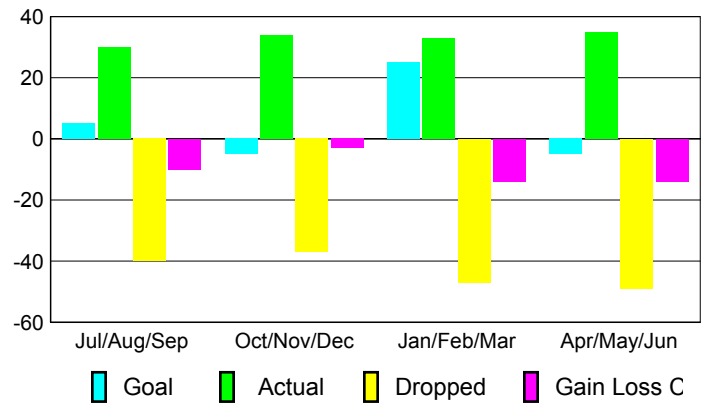
**Membership Results  
2009-2010**

**Membership  
2008-2009**

Month	Net Memb Goal	Actual New Memb	Actual Dropped Memb	Gain/Loss of Memb	Gain/Loss of Memb
Jul/Aug/Sep	5	30	-40	-10	21
Oct/Nov/Dec	-5	34	-37	-3	-17
Jan/Feb/Mar	25	33	-47	-14	-26
Apr/May/June	-5	35	-49	-14	-46
<b>Totals</b>	<b>20</b>	<b>132</b>	<b>-173</b>	<b>-41</b>	<b>-68</b>

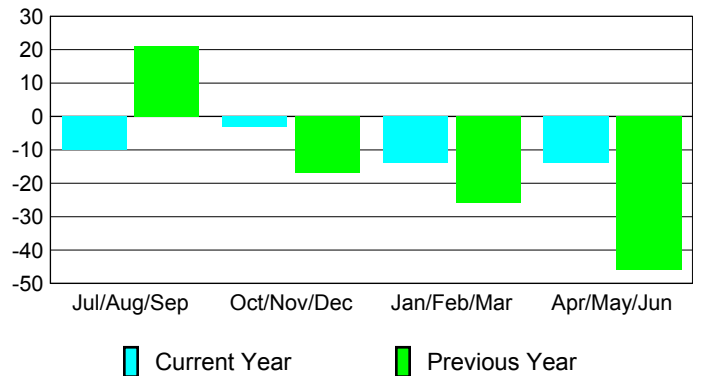
### Membership Results 2009-2010

Goal, New, Dropped, Gain/Loss

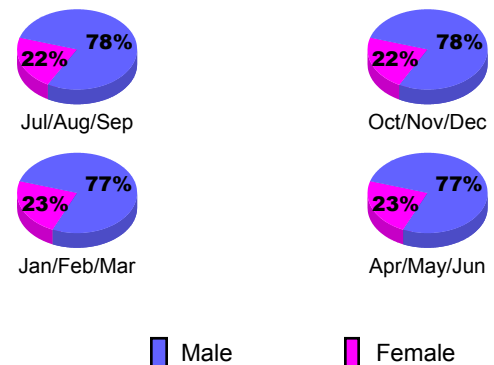


### Comparison of Membership Gain/Loss

Current Year Compared to the Previous Year



### Gender Comparison 2009-2010





# 2009-2010 GMT Quarterly Report for District (or Undistricted) **District 1 G**

GMT: **Doctor DENNIS D COBLER**

Location: **ILLINOIS**

GMT CA: **1**

## CLUBS

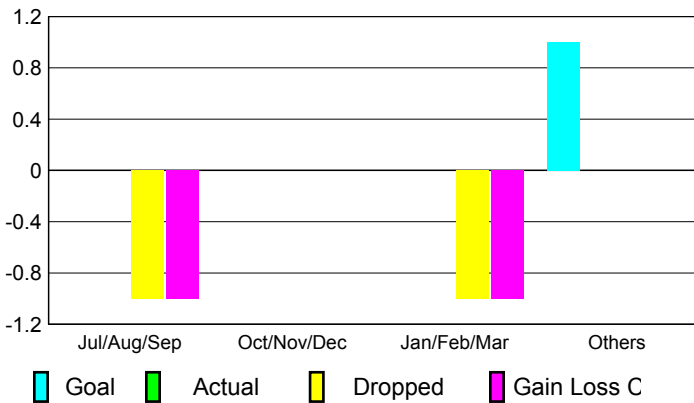
**Club Results**  
2009-2010

**Clubs**  
2008-2009

Month	New Club Goal	Actual New Clubs	Actual Dropped Clubs	Gain/Loss of Clubs	Gain/Loss of Clubs
Jul/Aug/Sep	0	0	-1	-1	0
Oct/Nov/Dec	0	0	0	0	0
Jan/Feb/Mar	0	0	-1	-1	0
Apr/May/June	1	0	0	0	0
<b>Totals</b>	<b>1</b>	<b>0</b>	<b>-2</b>	<b>-2</b>	<b>0</b>

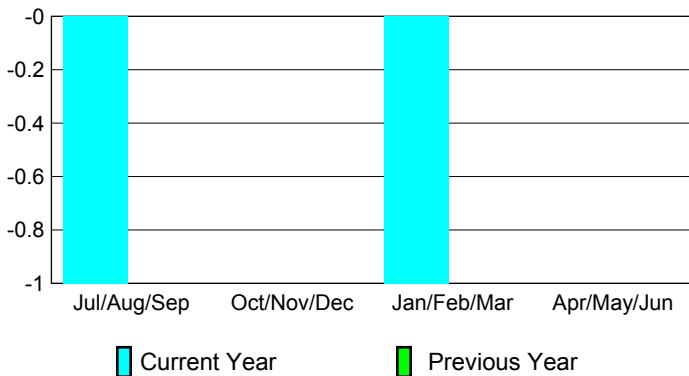
### Club Results 2009-2010

Goal, New, Dropped, Gain/Loss



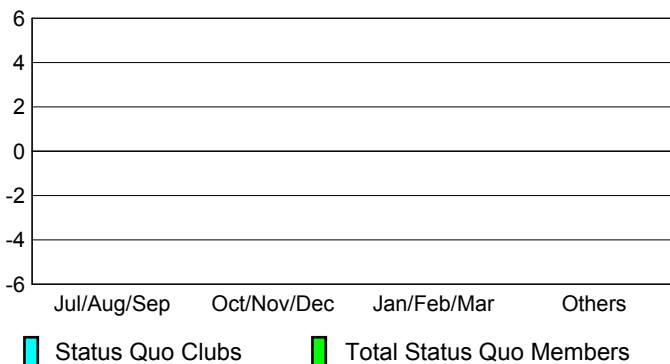
### Comparison of Club Gain/Loss

Current Year Compared to the Previous Year



### YTD Status Quo Clubs 2009-2010

Status Quo Clubs Compared to Status Quo Members



## MEMBERSHIP

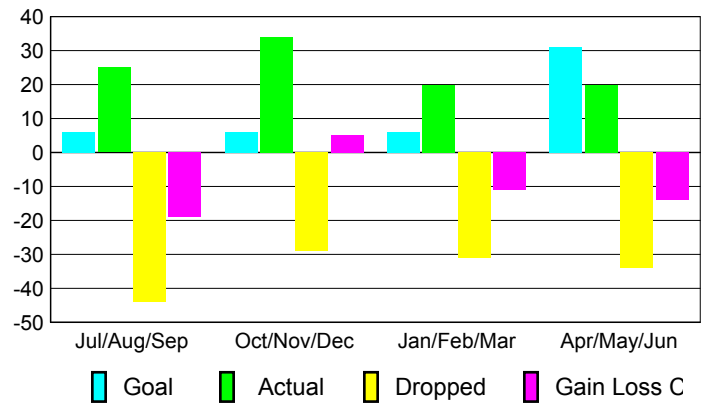
**Membership Results**  
2009-2010

**Membership**  
2008-2009

Month	Net Memb Goal	Actual New Memb	Actual Dropped Memb	Gain/Loss of Memb	Gain/Loss of Memb
Jul/Aug/Sep	6	25	-44	-19	-15
Oct/Nov/Dec	6	34	-29	5	19
Jan/Feb/Mar	6	20	-31	-11	1
Apr/May/June	31	20	-34	-14	-14
<b>Totals</b>	<b>49</b>	<b>99</b>	<b>-138</b>	<b>-39</b>	<b>-9</b>

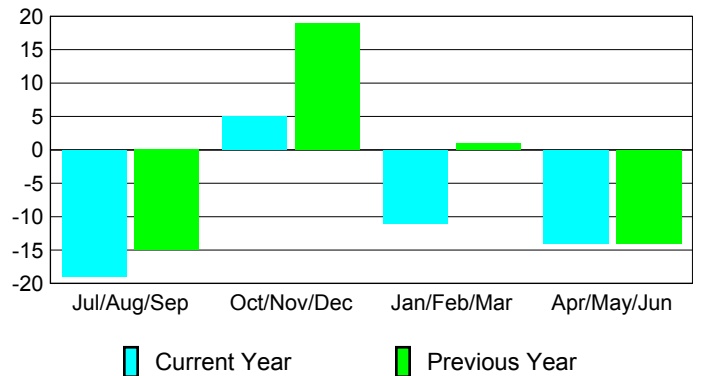
### Membership Results 2009-2010

Goal, New, Dropped, Gain/Loss

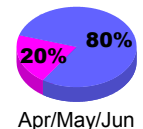
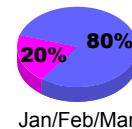
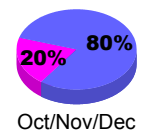
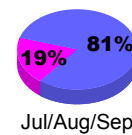


### Comparison of Membership Gain/Loss

Current Year Compared to the Previous Year



### Gender Comparison 2009-2010



Male

Female





# 2009-2010 GMT Quarterly Report for District (or Undistricted) **District 1 H**

GMT: **Doctor DENNIS D COBLER**

Location: **ILLINOIS**

GMT CA: **1**

## CLUBS

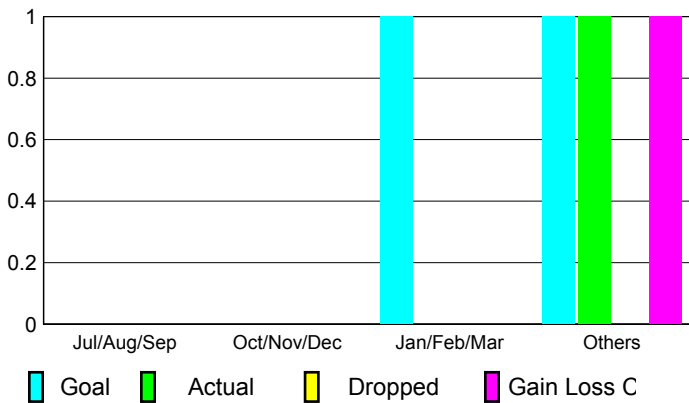
**Club Results**  
2009-2010

**Clubs**  
2008-2009

Month	New Club Goal	Actual New Clubs	Actual Dropped Clubs	Gain/Loss of Clubs	Gain/Loss of Clubs
Jul/Aug/Sep	0	0	0	0	0
Oct/Nov/Dec	0	0	0	0	0
Jan/Feb/Mar	1	0	0	0	0
Apr/May/June	1	1	0	1	0
<b>Totals</b>	<b>2</b>	<b>1</b>	<b>0</b>	<b>1</b>	<b>0</b>


### Club Results 2009-2010

Goal, New, Dropped, Gain/Loss



### Comparison of Club Gain/Loss

Current Year Compared to the Previous Year



### YTD Status Quo Clubs 2009-2010

Status Quo Clubs Compared to Status Quo Members



## MEMBERSHIP

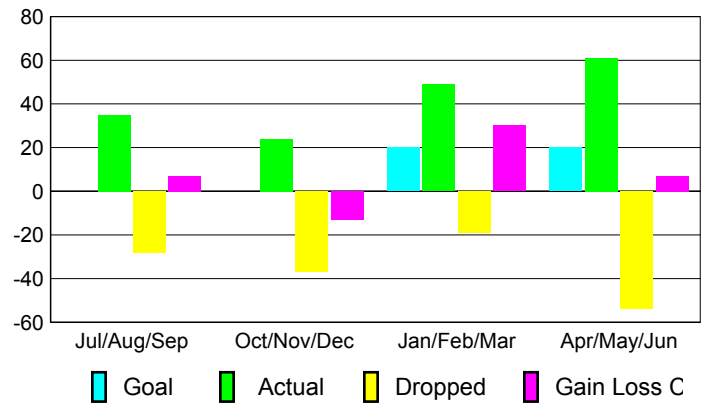
**Membership Results**  
2009-2010

**Membership**  
2008-2009

Month	Net Memb Goal	Actual New Memb	Actual Dropped Memb	Gain/Loss of Memb	Gain/Loss of Memb
Jul/Aug/Sep	0	35	-28	7	-15
Oct/Nov/Dec	0	24	-37	-13	-19
Jan/Feb/Mar	20	49	-19	30	3
Apr/May/June	20	61	-54	7	-4
<b>Totals</b>	<b>40</b>	<b>169</b>	<b>-138</b>	<b>31</b>	<b>-35</b>

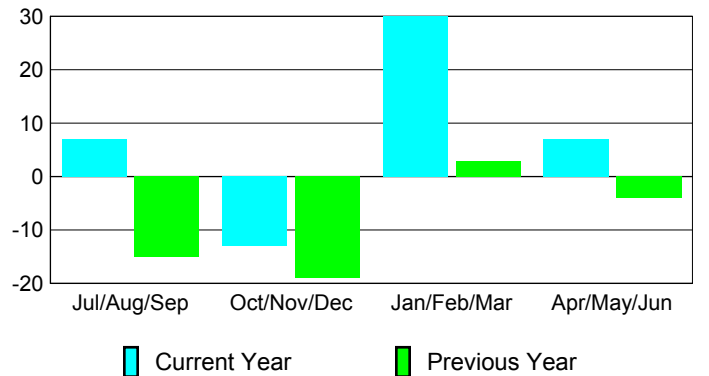
### Membership Results 2009-2010

Goal, New, Dropped, Gain/Loss

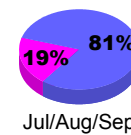


### Comparison of Membership Gain/Loss

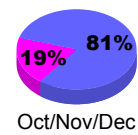
Current Year Compared to the Previous Year



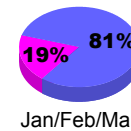
### Gender Comparison 2009-2010



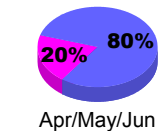
Jul/Aug/Sep



Oct/Nov/Dec



Jan/Feb/Mar



Apr/May/June

Male

Female



# 2009-2010 GMT Quarterly Report for District (or Undistricted) **District 1 J**

GMT: **Doctor DENNIS D COBLER**

Location: **ILLINOIS**

GMT CA: **1**

## CLUBS

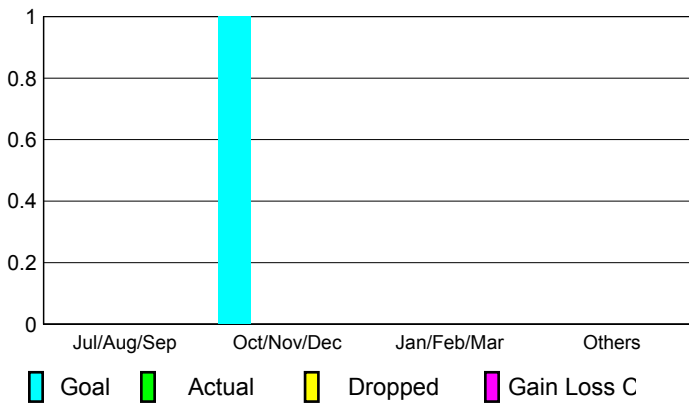
**Club Results  
2009-2010**

**Clubs  
2008-2009**

Month	New Club Goal	Actual New Clubs	Actual Dropped Clubs	Gain/Loss of Clubs	Gain/Loss of Clubs
Jul/Aug/Sep	0	0	0	0	0
Oct/Nov/Dec	1	0	0	0	0
Jan/Feb/Mar	0	0	0	0	0
Apr/May/June	0	0	0	0	0
<b>Totals</b>	<b>1</b>	<b>0</b>	<b>0</b>	<b>0</b>	<b>0</b>


### Club Results 2009-2010

Goal, New, Dropped, Gain/Loss



### Comparison of Club Gain/Loss

Current Year Compared to the Previous Year



### YTD Status Quo Clubs 2009-2010

Status Quo Clubs Compared to Status Quo Members



## MEMBERSHIP

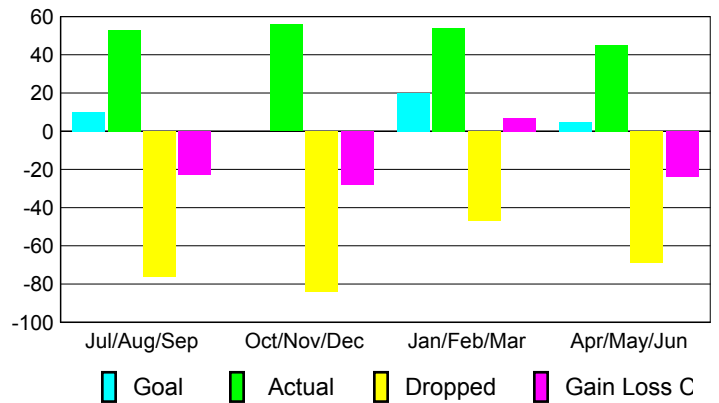
**Membership Results  
2009-2010**

**Membership  
2008-2009**

Month	Net Memb Goal	Actual New Memb	Actual Dropped Memb	Gain/Loss of Memb	Gain/Loss of Memb
Jul/Aug/Sep	10	53	-76	-23	-22
Oct/Nov/Dec	0	56	-84	-28	2
Jan/Feb/Mar	20	54	-47	7	-41
Apr/May/June	5	45	-69	-24	-21
<b>Totals</b>	<b>35</b>	<b>208</b>	<b>-276</b>	<b>-68</b>	<b>-82</b>

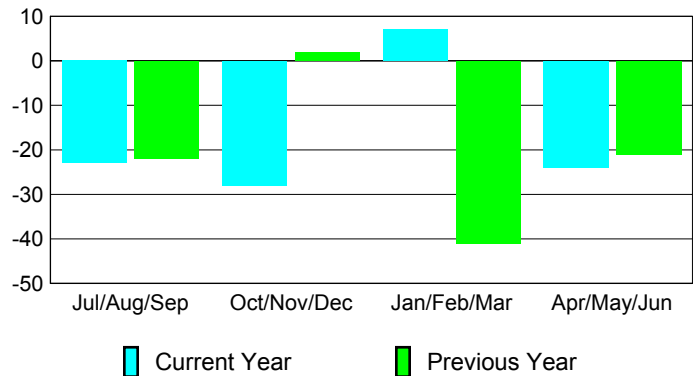
### Membership Results 2009-2010

Goal, New, Dropped, Gain/Loss

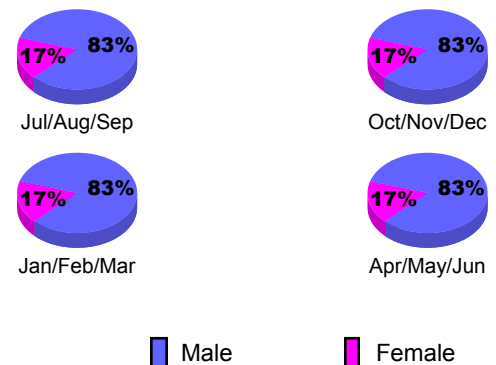


### Comparison of Membership Gain/Loss

Current Year Compared to the Previous Year



### Gender Comparison 2009-2010





# 2009-2010 GMT Quarterly Report for District (or Undistricted) **District 1 K**

GMT: **Doctor DENNIS D COBLER**

Location: **ILLINOIS**

GMT CA: **1**

## CLUBS

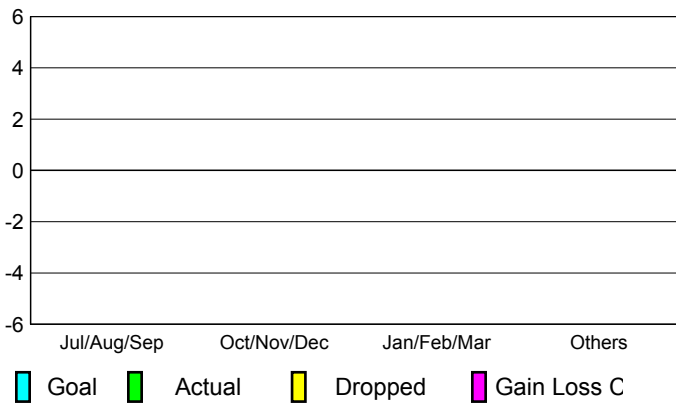
**Club Results**  
2009-2010

**Clubs**  
2008-2009

Month	New Club Goal	Actual New Clubs	Actual Dropped Clubs	Gain/Loss of Clubs	Gain/Loss of Clubs
Jul/Aug/Sep	0	0	0	0	0
Oct/Nov/Dec	0	0	0	0	0
Jan/Feb/Mar	0	0	0	0	0
Apr/May/June	0	0	0	0	0
<b>Totals</b>	<b>0</b>	<b>0</b>	<b>0</b>	<b>0</b>	<b>0</b>


### Club Results 2009-2010

Goal, New, Dropped, Gain/Loss



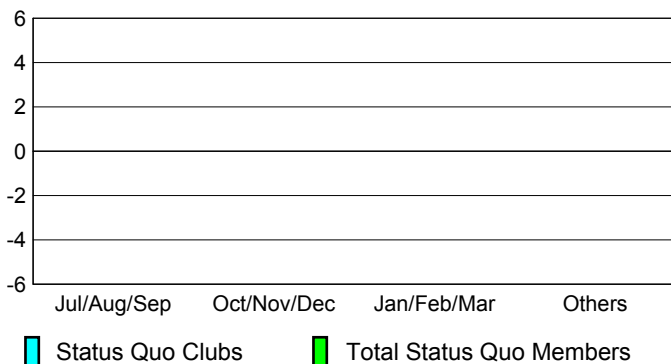
### Comparison of Club Gain/Loss

Current Year Compared to the Previous Year



### YTD Status Quo Clubs 2009-2010

Status Quo Clubs Compared to Status Quo Members



## MEMBERSHIP

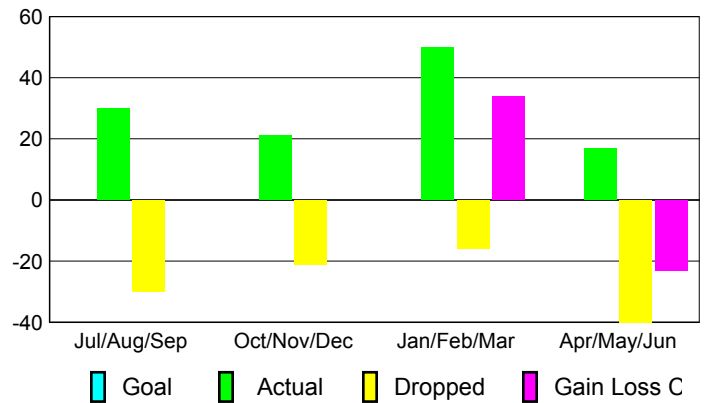
**Membership Results**  
2009-2010

**Membership**  
2008-2009

Month	Net Memb Goal	Actual New Memb	Actual Dropped Memb	Gain/Loss of Memb	Gain/Loss of Memb
Jul/Aug/Sep	0	30	-30	0	-4
Oct/Nov/Dec	0	21	-21	0	-7
Jan/Feb/Mar	0	50	-16	34	10
Apr/May/June	0	17	-40	-23	12
<b>Totals</b>	<b>0</b>	<b>118</b>	<b>-107</b>	<b>11</b>	<b>11</b>

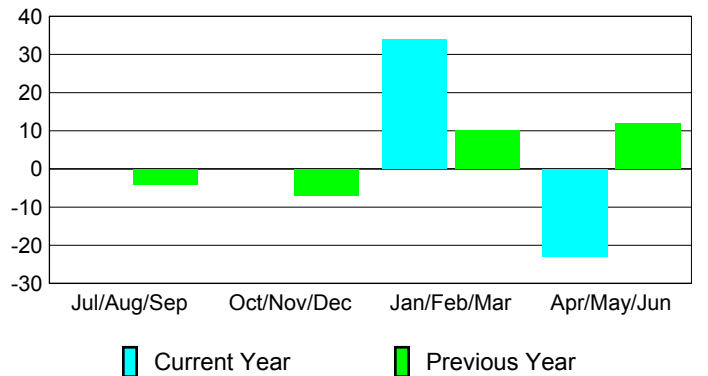
### Membership Results 2009-2010

Goal, New, Dropped, Gain/Loss

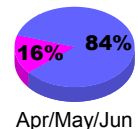
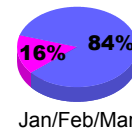
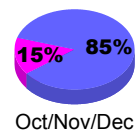
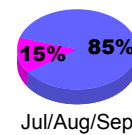


### Comparison of Membership Gain/Loss

Current Year Compared to the Previous Year



### Gender Comparison 2009-2010



Male

Female



# 2009-2010 GMT Quarterly Report for District (or Undistricted) **District 1 L**

GMT: **Doctor DENNIS D COBLER**

Location: **ILLINOIS**

GMT CA: **1**

## CLUBS

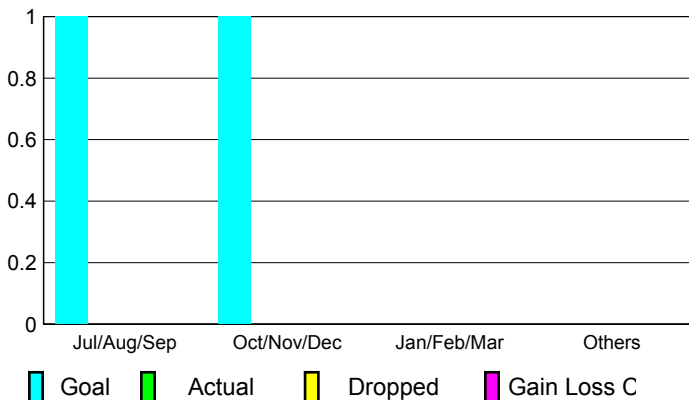
**Club Results**  
2009-2010

**Clubs**  
2008-2009

Month	New Club Goal	Actual New Clubs	Actual Dropped Clubs	Gain/Loss of Clubs	Gain/Loss of Clubs
Jul/Aug/Sep	1	0	0	0	0
Oct/Nov/Dec	1	0	0	0	0
Jan/Feb/Mar	0	0	0	0	0
Apr/May/June	0	0	0	0	0
<b>Totals</b>	<b>2</b>	<b>0</b>	<b>0</b>	<b>0</b>	<b>0</b>


### Club Results 2009-2010

Goal, New, Dropped, Gain/Loss



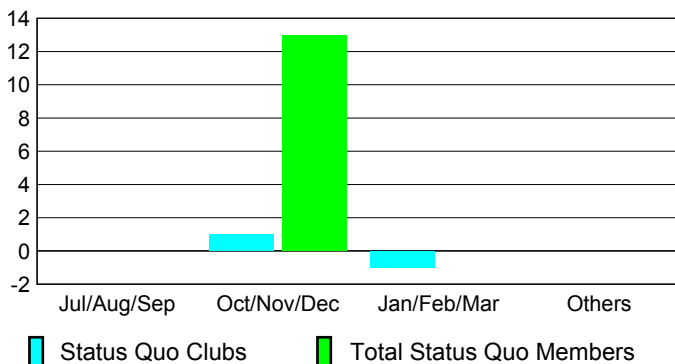
### Comparison of Club Gain/Loss

Current Year Compared to the Previous Year



### YTD Status Quo Clubs 2009-2010

Status Quo Clubs Compared to Status Quo Members



## MEMBERSHIP

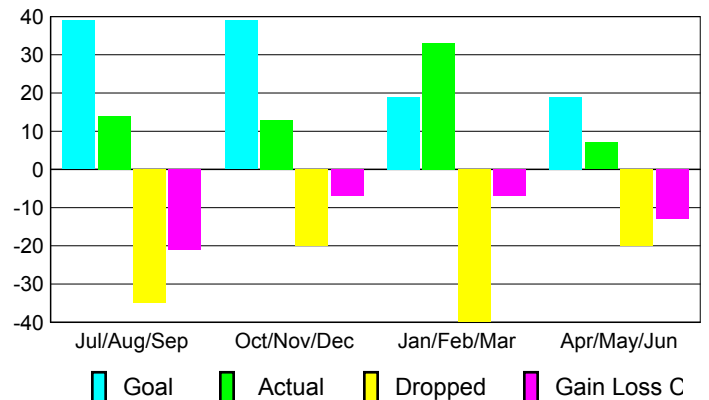
**Membership Results**  
2009-2010

**Membership**  
2008-2009

Month	Net Memb Goal	Actual New Memb	Actual Dropped Memb	Gain/Loss of Memb	Gain/Loss of Memb
Jul/Aug/Sep	39	14	-35	-21	-10
Oct/Nov/Dec	39	13	-20	-7	-5
Jan/Feb/Mar	19	33	-40	-7	-1
Apr/May/June	19	7	-20	-13	-22
<b>Totals</b>	<b>116</b>	<b>67</b>	<b>-115</b>	<b>-48</b>	<b>-38</b>

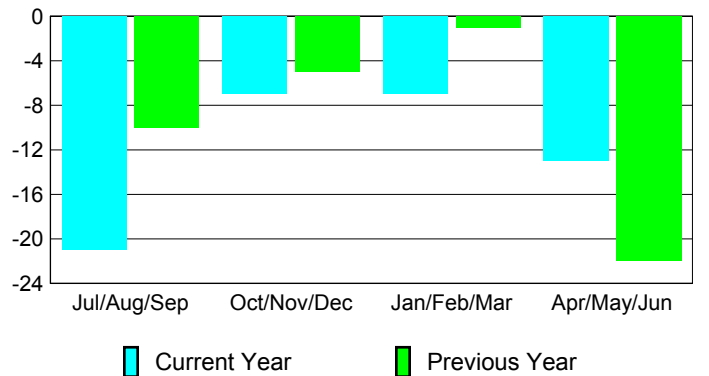
### Membership Results 2009-2010

Goal, New, Dropped, Gain/Loss

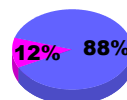


### Comparison of Membership Gain/Loss

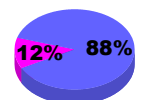
Current Year Compared to the Previous Year



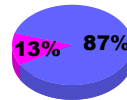
### Gender Comparison 2009-2010



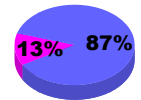
Jul/Aug/Sep



Oct/Nov/Dec



Jan/Feb/Mar



Apr/May/June

Male

Female



# 2009-2010 GMT Quarterly Report for District (or Undistricted) **District 10**

GMT: **Doctor DENNIS D COBLER**

Location: **MICHIGAN**

GMT CA: **1**

## CLUBS

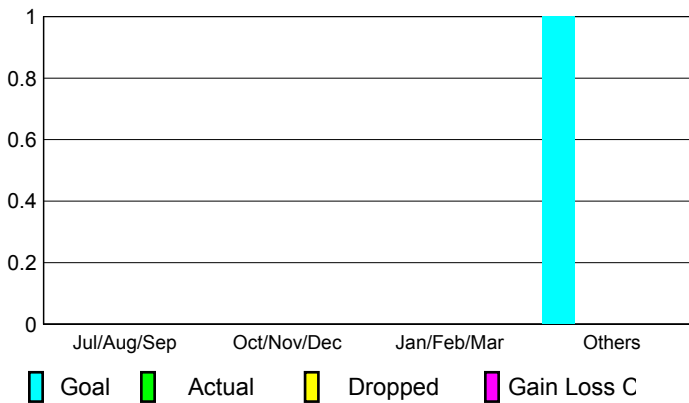
**Club Results  
2009-2010**

**Clubs  
2008-2009**

Month	New Club Goal	Actual New Clubs	Actual Dropped Clubs	Gain/Loss of Clubs	Gain/Loss of Clubs
Jul/Aug/Sep	0	0	0	0	0
Oct/Nov/Dec	0	0	0	0	0
Jan/Feb/Mar	0	0	0	0	0
Apr/May/June	1	0	0	0	0
<b>Totals</b>	<b>1</b>	<b>0</b>	<b>0</b>	<b>0</b>	<b>0</b>


### Club Results 2009-2010

Goal, New, Dropped, Gain/Loss



### Comparison of Club Gain/Loss

Current Year Compared to the Previous Year



### YTD Status Quo Clubs 2009-2010

Status Quo Clubs Compared to Status Quo Members



## MEMBERSHIP

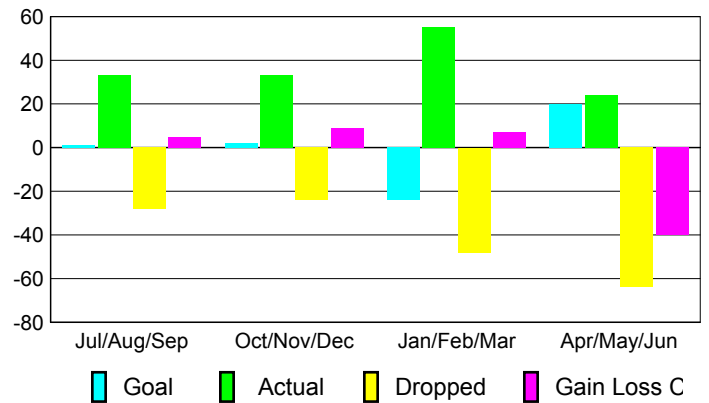
**Membership Results  
2009-2010**

**Membership  
2008-2009**

Month	Net Memb Goal	Actual New Memb	Actual Dropped Memb	Gain/Loss of Memb	Gain/Loss of Memb
Jul/Aug/Sep	1	33	-28	5	-2
Oct/Nov/Dec	2	33	-24	9	-27
Jan/Feb/Mar	-24	55	-48	7	-9
Apr/May/June	20	24	-64	-40	-8
<b>Totals</b>	<b>-1</b>	<b>145</b>	<b>-164</b>	<b>-19</b>	<b>-46</b>

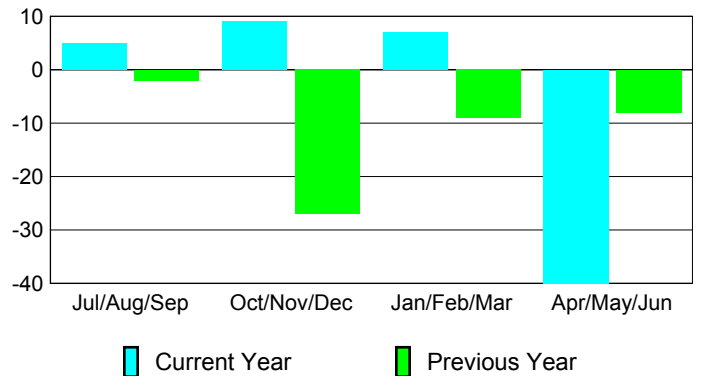
### Membership Results 2009-2010

Goal, New, Dropped, Gain/Loss

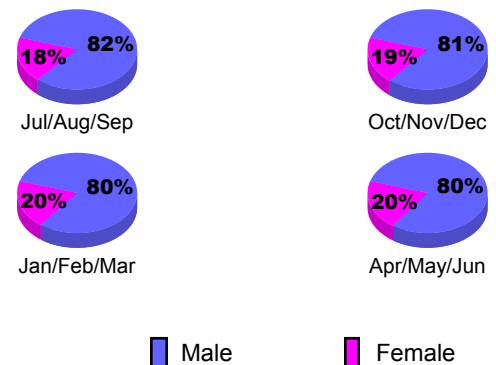


### Comparison of Membership Gain/Loss

Current Year Compared to the Previous Year



### Gender Comparison 2009-2010





# 2009-2010 GMT Quarterly Report for District (or Undistricted) **District 11 A1**

GMT: **Doctor DENNIS D COBLER**

Location: **MICHIGAN**

GMT CA: **1**

## CLUBS

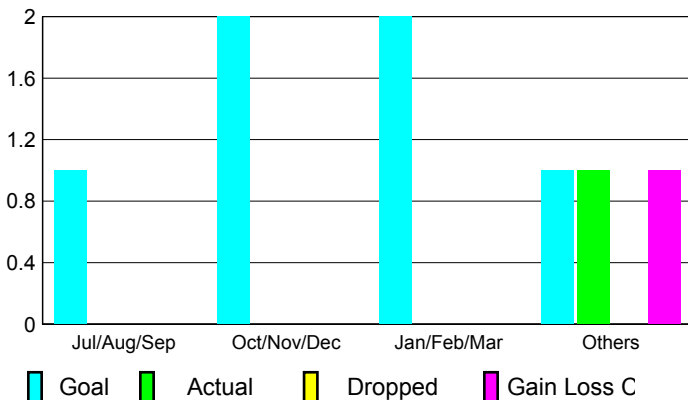
Club Results  
2009-2010

Clubs  
2008-2009

Month	New Club Goal	Actual New Clubs	Actual Dropped Clubs	Gain/Loss of Clubs	Gain/Loss of Clubs
Jul/Aug/Sep	1	0	0	0	1
Oct/Nov/Dec	2	0	0	0	0
Jan/Feb/Mar	2	0	0	0	1
Apr/May/June	1	1	0	1	0
<b>Totals</b>	<b>6</b>	<b>1</b>	<b>0</b>	<b>1</b>	<b>2</b>

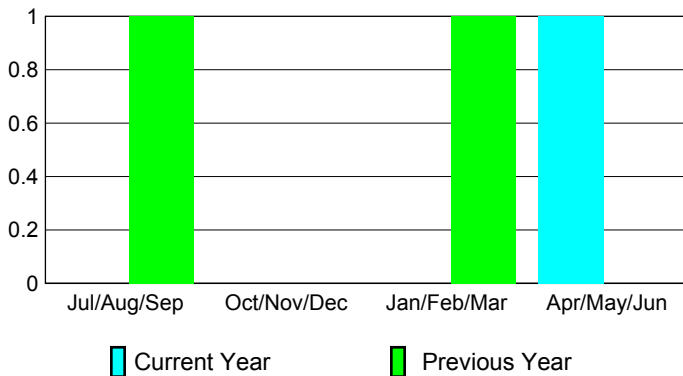
### Club Results 2009-2010

Goal, New, Dropped, Gain/Loss



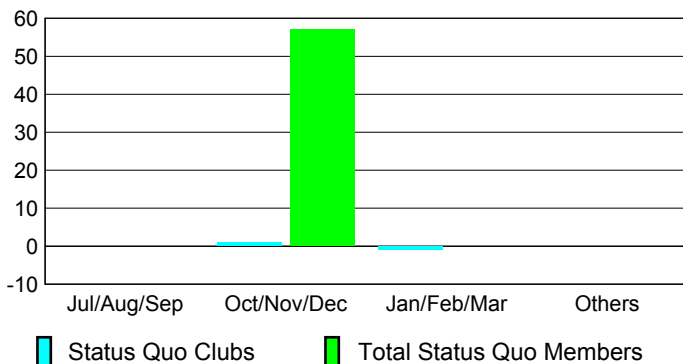
### Comparison of Club Gain/Loss

Current Year Compared to the Previous Year



### YTD Status Quo Clubs 2009-2010

Status Quo Clubs Compared to Status Quo Members



## MEMBERSHIP

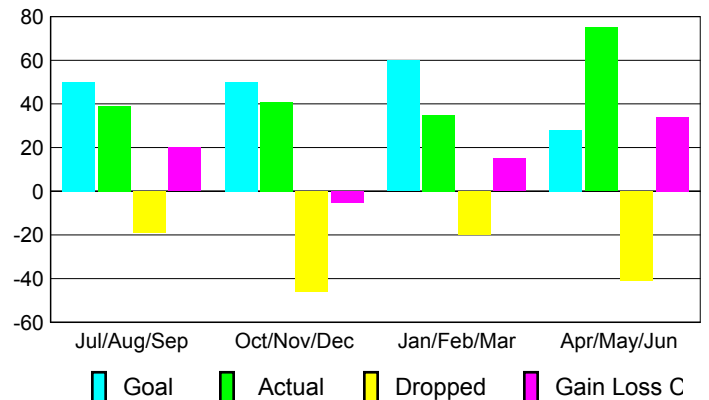
Membership Results  
2009-2010

Membership  
2008-2009

Month	Net Memb Goal	Actual New Memb	Actual Dropped Memb	Gain/Loss of Memb	Gain/Loss of Memb
Jul/Aug/Sep	50	39	-19	20	54
Oct/Nov/Dec	50	41	-46	-5	-12
Jan/Feb/Mar	60	35	-20	15	30
Apr/May/June	28	75	-41	34	-4
<b>Totals</b>	<b>188</b>	<b>190</b>	<b>-126</b>	<b>64</b>	<b>68</b>

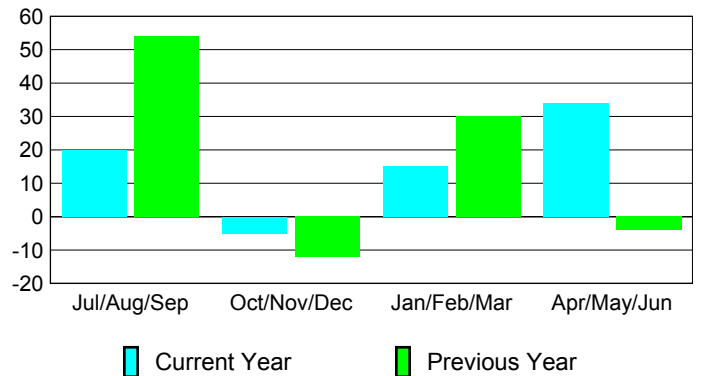
### Membership Results 2009-2010

Goal, New, Dropped, Gain/Loss

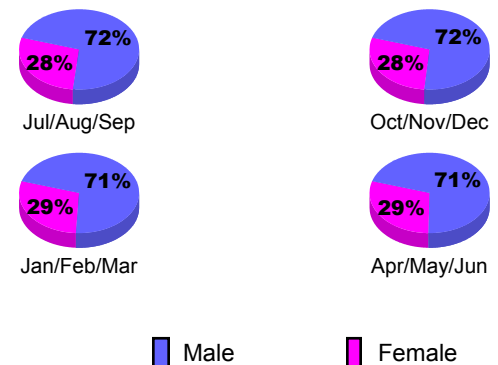


### Comparison of Membership Gain/Loss

Current Year Compared to the Previous Year



### Gender Comparison 2009-2010





# 2009-2010 GMT Quarterly Report for District (or Undistricted) **District 11 A2**

GMT: **Doctor DENNIS D COBLER**

Location: **MICHIGAN**

GMT CA: **1**

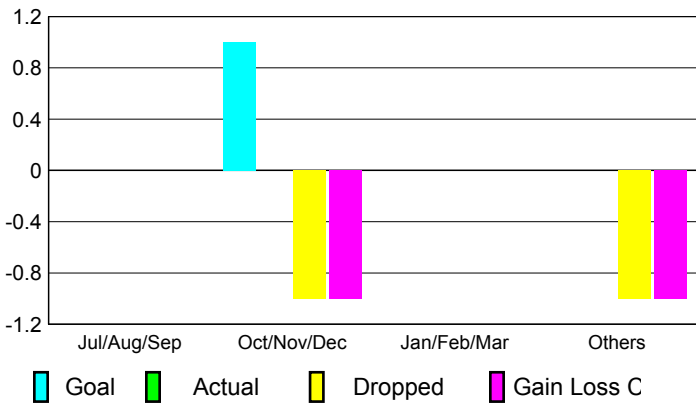
## CLUBS

<u>Club Results</u> 2009-2010	<u>Clubs</u> 2008-2009
----------------------------------	---------------------------

Month	New Club Goal	Actual New Clubs	Actual Dropped Clubs	Gain/Loss of Clubs	Gain/Loss of Clubs
Jul/Aug/Sep	0	0	0	0	0
Oct/Nov/Dec	1	0	-1	-1	0
Jan/Feb/Mar	0	0	0	0	1
Apr/May/June	0	0	-1	-1	1
<b>Totals</b>	<b>1</b>	<b>0</b>	<b>-2</b>	<b>-2</b>	<b>2</b>

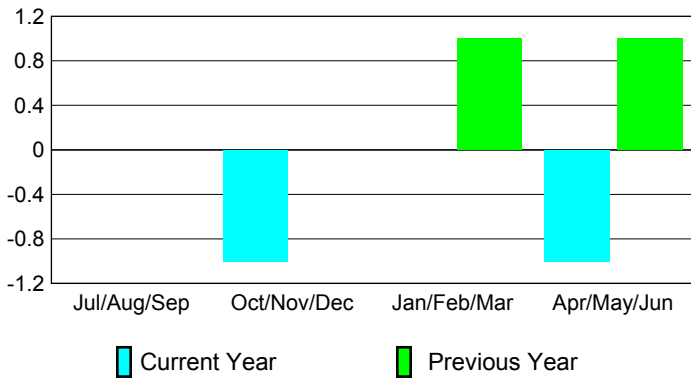
### Club Results 2009-2010

Goal, New, Dropped, Gain/Loss



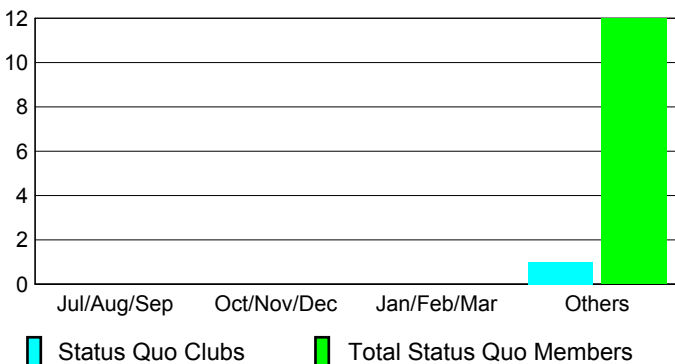
### Comparison of Club Gain/Loss

Current Year Compared to the Previous Year



### YTD Status Quo Clubs 2009-2010

Status Quo Clubs Compared to Status Quo Members



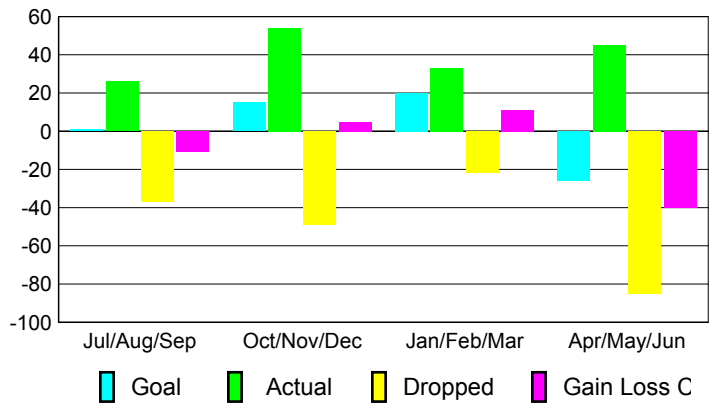
## MEMBERSHIP

<u>Membership Results</u> 2009-2010	<u>Membership</u> 2008-2009
--	--------------------------------

Month	Net Memb Goal	Actual New Memb	Actual Dropped Memb	Gain/Loss of Memb	Gain/Loss of Memb
Jul/Aug/Sep	1	26	-37	-11	-31
Oct/Nov/Dec	15	54	-49	5	-12
Jan/Feb/Mar	20	33	-22	11	43
Apr/May/June	-26	45	-85	-40	9
<b>Totals</b>	<b>10</b>	<b>158</b>	<b>-193</b>	<b>-35</b>	<b>9</b>

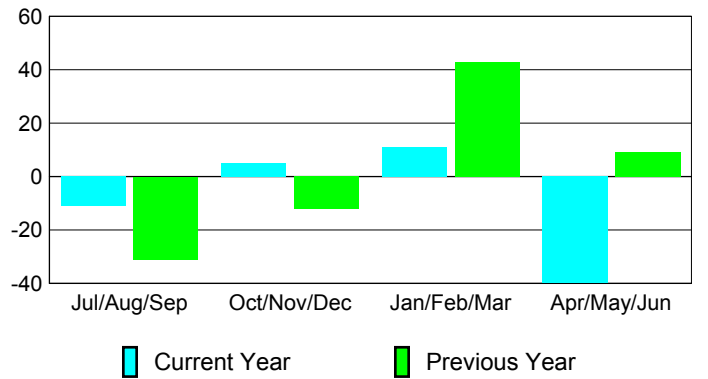
### Membership Results 2009-2010

Goal, New, Dropped, Gain/Loss

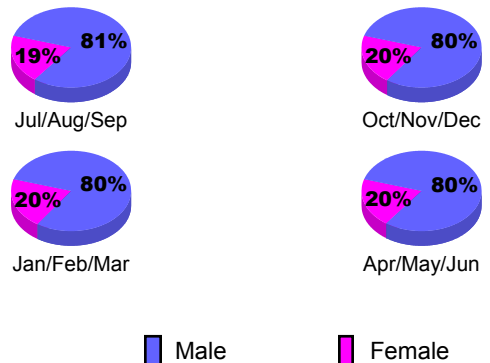


### Comparison of Membership Gain/Loss

Current Year Compared to the Previous Year



### Gender Comparison 2009-2010





# 2009-2010 GMT Quarterly Report for District (or Undistricted) **District 11 B1**

GMT: **Doctor DENNIS D COBLER**

Location: **MICHIGAN**

GMT CA: **1**

## CLUBS

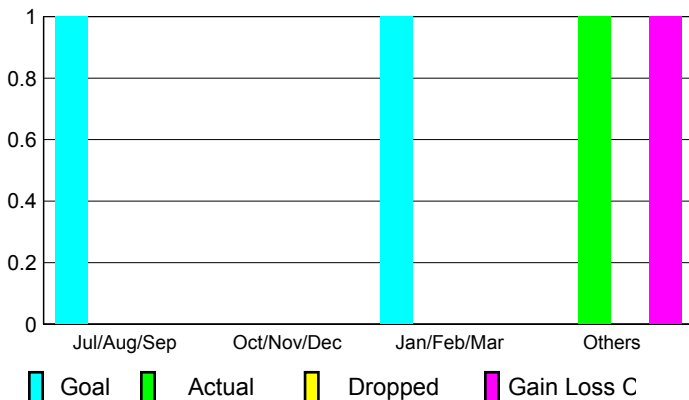
**Club Results**  
2009-2010

**Clubs**  
2008-2009

Month	New Club Goal	Actual New Clubs	Actual Dropped Clubs	Gain/Loss of Clubs	Gain/Loss of Clubs
Jul/Aug/Sep	1	0	0	0	0
Oct/Nov/Dec	0	0	0	0	0
Jan/Feb/Mar	1	0	0	0	1
Apr/May/June	0	1	0	1	1
<b>Totals</b>	<b>2</b>	<b>1</b>	<b>0</b>	<b>1</b>	<b>2</b>

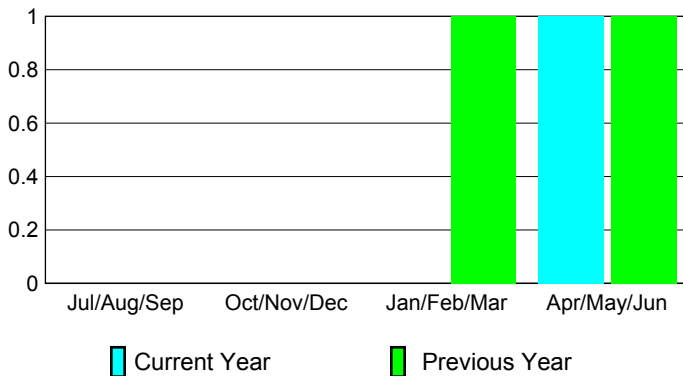
### Club Results 2009-2010

Goal, New, Dropped, Gain/Loss



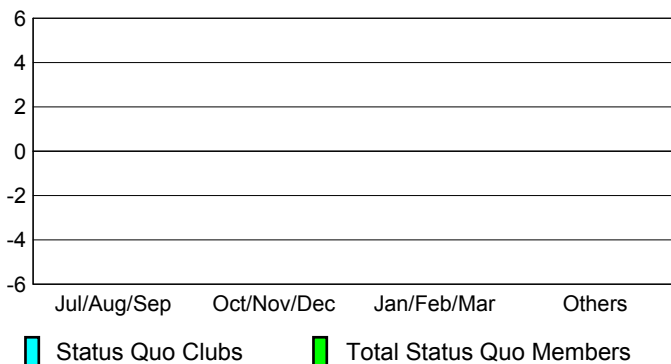
### Comparison of Club Gain/Loss

Current Year Compared to the Previous Year



### YTD Status Quo Clubs 2009-2010

Status Quo Clubs Compared to Status Quo Members



## MEMBERSHIP

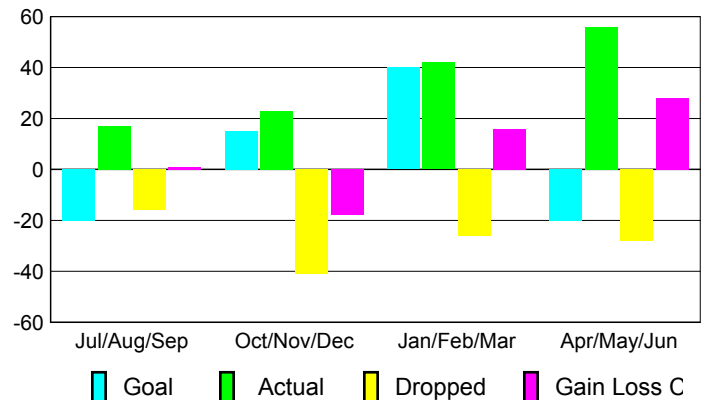
**Membership Results**  
2009-2010

**Membership**  
2008-2009

Month	Net Memb Goal	Actual New Memb	Actual Dropped Memb	Gain/Loss of Memb	Gain/Loss of Memb
Jul/Aug/Sep	-20	17	-16	1	-3
Oct/Nov/Dec	15	23	-41	-18	-12
Jan/Feb/Mar	40	42	-26	16	10
Apr/May/June	-20	56	-28	28	24
<b>Totals</b>	<b>15</b>	<b>138</b>	<b>-111</b>	<b>27</b>	<b>19</b>

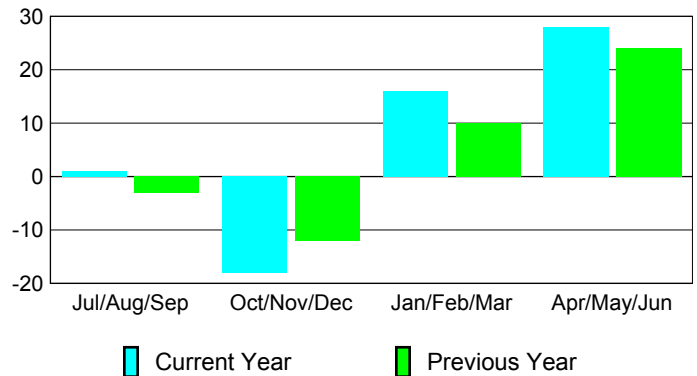
### Membership Results 2009-2010

Goal, New, Dropped, Gain/Loss

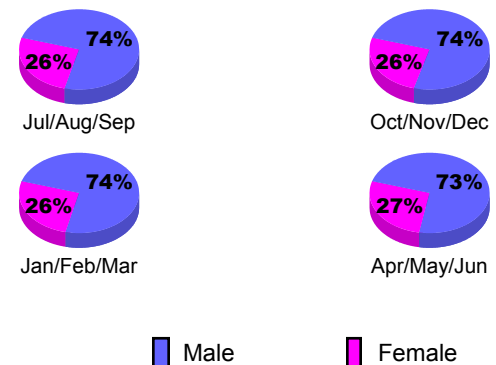


### Comparison of Membership Gain/Loss

Current Year Compared to the Previous Year



### Gender Comparison 2009-2010







# 2009-2010 GMT Quarterly Report for District (or Undistricted) **District 11 B2**

GMT: **Doctor DENNIS D COBLER**

Location: **MICHIGAN**

GMT CA: **1**

## CLUBS

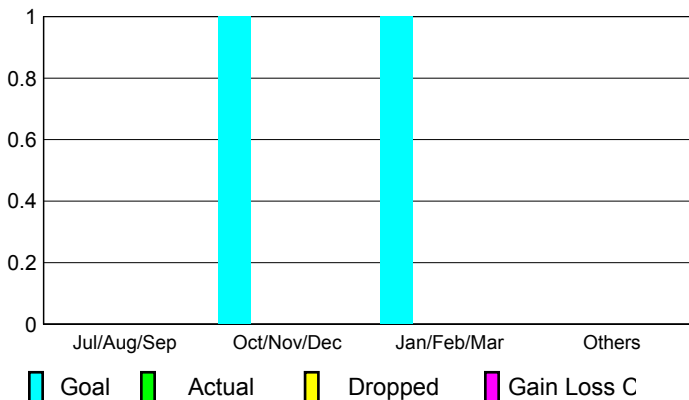
**Club Results**  
2009-2010

**Clubs**  
2008-2009

Month	New Club Goal	Actual New Clubs	Actual Dropped Clubs	Gain/Loss of Clubs	Gain/Loss of Clubs
Jul/Aug/Sep	0	0	0	0	0
Oct/Nov/Dec	1	0	0	0	1
Jan/Feb/Mar	1	0	0	0	0
Apr/May/June	0	0	0	0	1
<b>Totals</b>	<b>2</b>	<b>0</b>	<b>0</b>	<b>0</b>	<b>2</b>

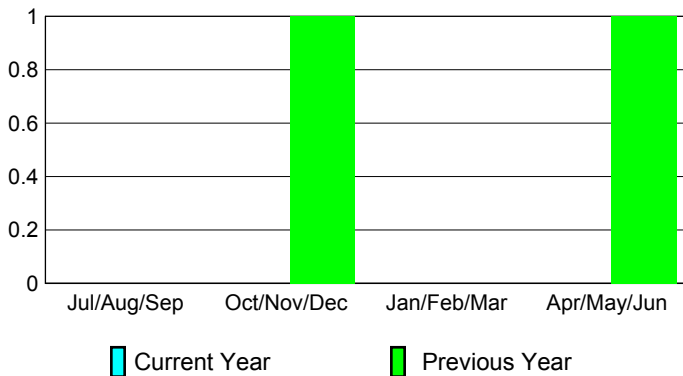
### Club Results 2009-2010

Goal, New, Dropped, Gain/Loss



### Comparison of Club Gain/Loss

Current Year Compared to the Previous Year



### YTD Status Quo Clubs 2009-2010

Status Quo Clubs Compared to Status Quo Members



## MEMBERSHIP

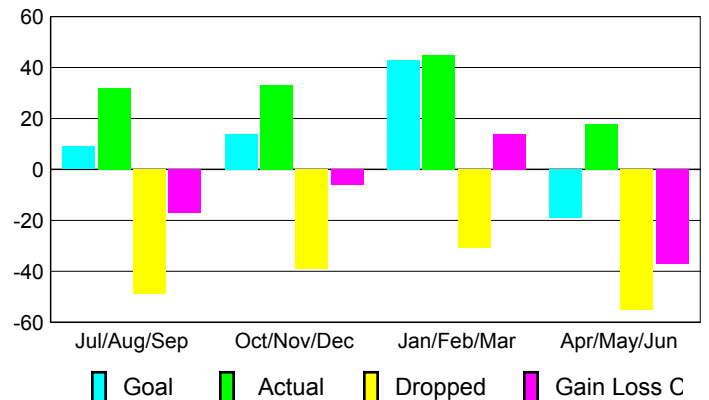
**Membership Results**  
2009-2010

**Membership**  
2008-2009

Month	Net Memb Goal	Actual New Memb	Actual Dropped Memb	Gain/Loss of Memb	Gain/Loss of Memb
Jul/Aug/Sep	9	32	-49	-17	6
Oct/Nov/Dec	14	33	-39	-6	40
Jan/Feb/Mar	43	45	-31	14	0
Apr/May/June	-19	18	-55	-37	3
<b>Totals</b>	<b>47</b>	<b>128</b>	<b>-174</b>	<b>-46</b>	<b>49</b>

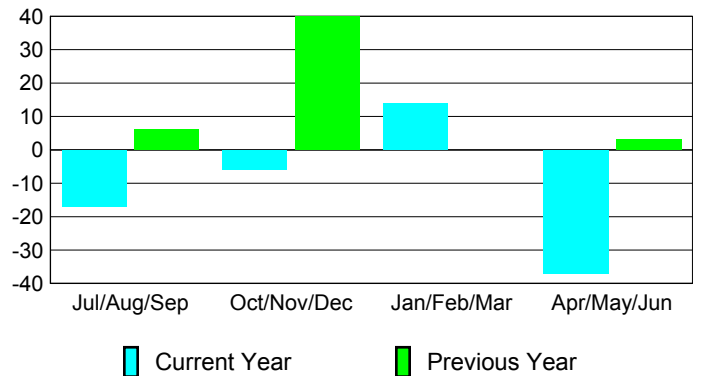
### Membership Results 2009-2010

Goal, New, Dropped, Gain/Loss

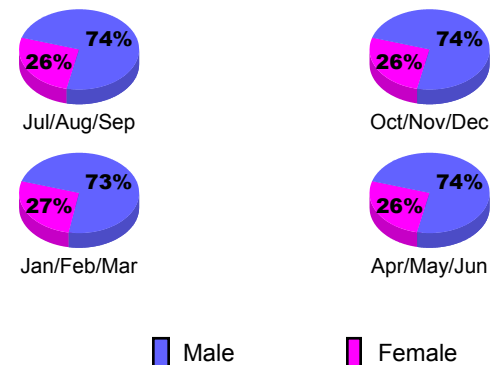


### Comparison of Membership Gain/Loss

Current Year Compared to the Previous Year



### Gender Comparison 2009-2010





# 2009-2010 GMT Quarterly Report for District (or Undistricted) **District 11 C1**

GMT: **Doctor DENNIS D COBLER**

Location: **MICHIGAN**

GMT CA: **1**

## CLUBS

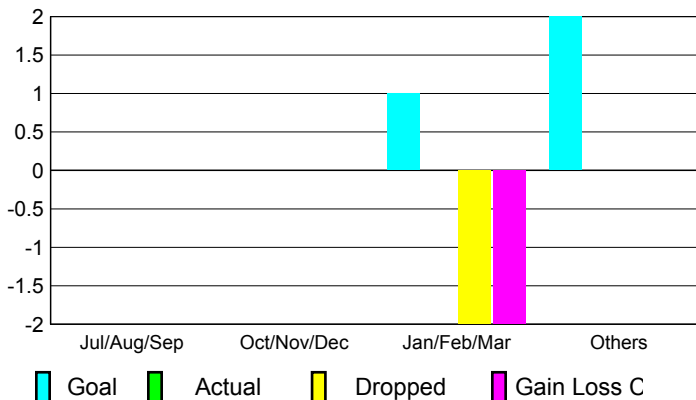
**Club Results**  
2009-2010

**Clubs**  
2008-2009

Month	New Club Goal	Actual New Clubs	Actual Dropped Clubs	Gain/Loss of Clubs	Gain/Loss of Clubs
Jul/Aug/Sep	0	0	0	0	0
Oct/Nov/Dec	0	0	0	0	2
Jan/Feb/Mar	1	0	-2	-2	1
Apr/May/June	2	0	0	0	1
<b>Totals</b>	<b>3</b>	<b>0</b>	<b>-2</b>	<b>-2</b>	<b>4</b>

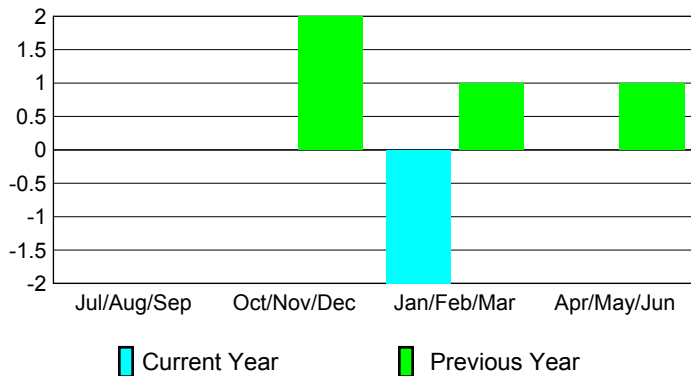
### Club Results 2009-2010

Goal, New, Dropped, Gain/Loss



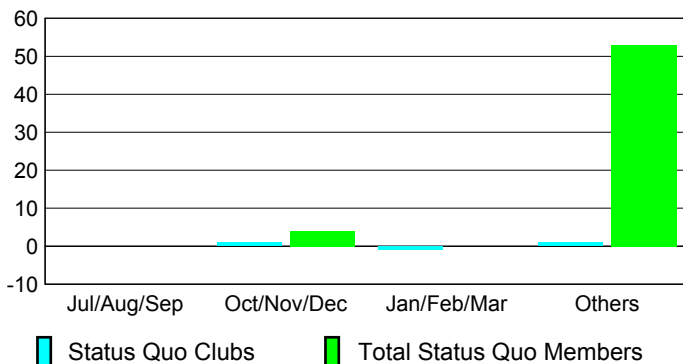
### Comparison of Club Gain/Loss

Current Year Compared to the Previous Year



### YTD Status Quo Clubs 2009-2010

Status Quo Clubs Compared to Status Quo Members



## MEMBERSHIP

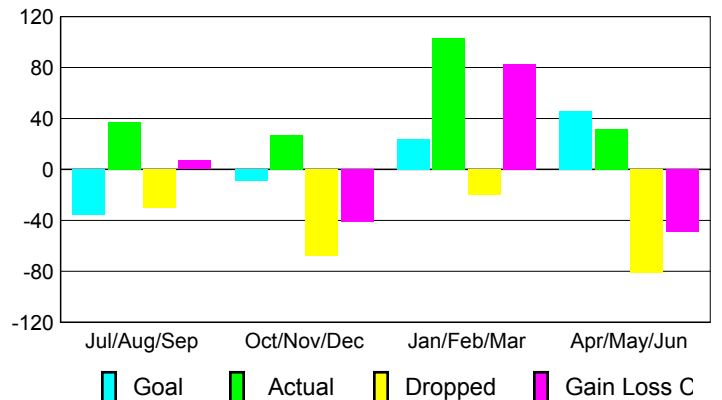
**Membership Results**  
2009-2010

**Membership**  
2008-2009

Month	Net Memb Goal	Actual New Memb	Actual Dropped Memb	Gain/Loss of Memb	Gain/Loss of Memb
Jul/Aug/Sep	-36	37	-30	7	7
Oct/Nov/Dec	-9	27	-68	-41	60
Jan/Feb/Mar	24	103	-20	83	58
Apr/May/June	46	32	-81	-49	7
<b>Totals</b>	<b>25</b>	<b>199</b>	<b>-199</b>	<b>0</b>	<b>132</b>

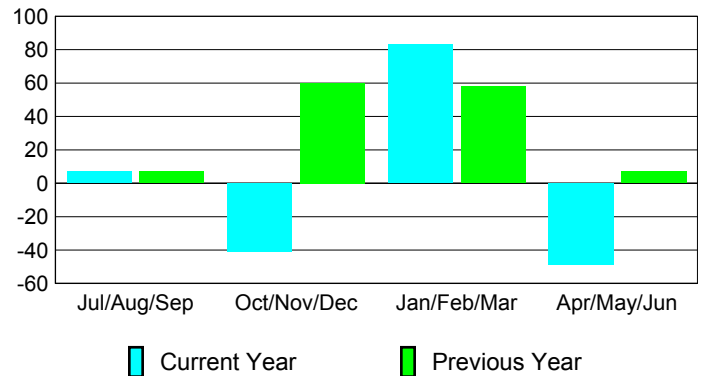
### Membership Results 2009-2010

Goal, New, Dropped, Gain/Loss

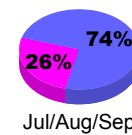


### Comparison of Membership Gain/Loss

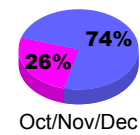
Current Year Compared to the Previous Year



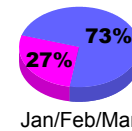
### Gender Comparison 2009-2010



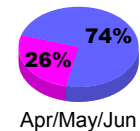
Jul/Aug/Sep



Oct/Nov/Dec



Jan/Feb/Mar



Apr/May/June

Male

Female



# 2009-2010 GMT Quarterly Report for District (or Undistricted) **District 11 C2**

GMT: **Doctor DENNIS D COBLER**

Location: **MICHIGAN**

GMT CA: **1**

## CLUBS

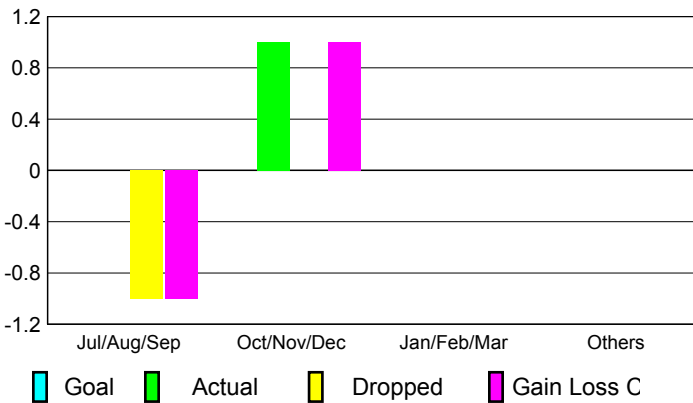
**Club Results**  
2009-2010

**Clubs**  
2008-2009

Month	New Club Goal	Actual New Clubs	Actual Dropped Clubs	Gain/Loss of Clubs	Gain/Loss of Clubs
Jul/Aug/Sep	0	0	-1	-1	0
Oct/Nov/Dec	0	1	0	1	0
Jan/Feb/Mar	0	0	0	0	0
Apr/May/June	0	0	0	0	1
<b>Totals</b>	<b>0</b>	<b>1</b>	<b>-1</b>	<b>0</b>	<b>1</b>

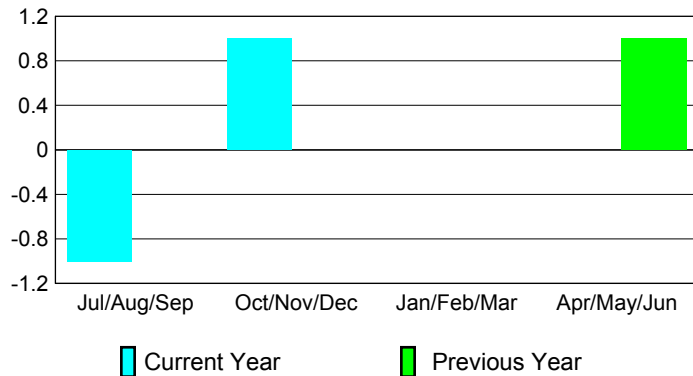
### Club Results 2009-2010

Goal, New, Dropped, Gain/Loss



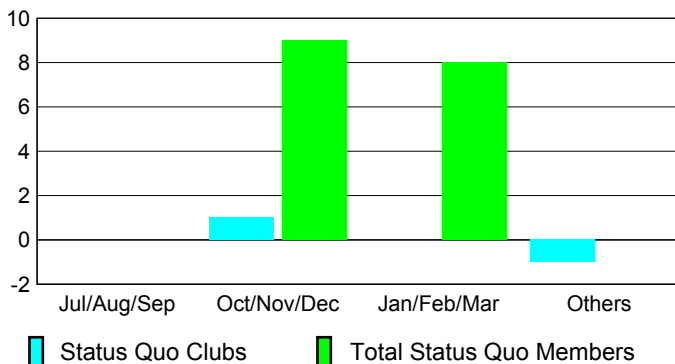
### Comparison of Club Gain/Loss

Current Year Compared to the Previous Year



### YTD Status Quo Clubs 2009-2010

Status Quo Clubs Compared to Status Quo Members



## MEMBERSHIP

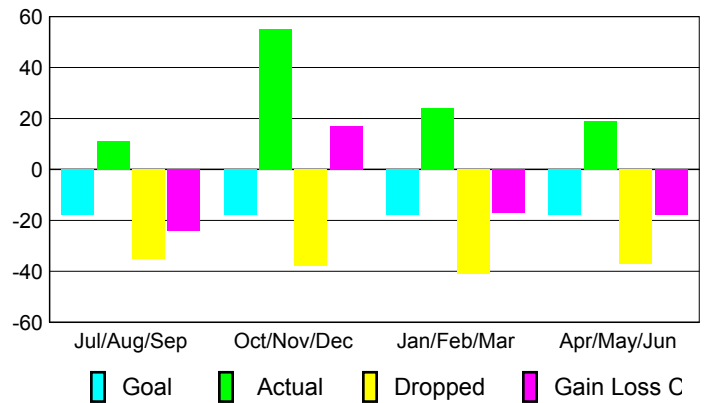
**Membership Results**  
2009-2010

**Membership**  
2008-2009

Month	Net Memb Goal	Actual New Memb	Actual Dropped Memb	Gain/Loss of Memb	Gain/Loss of Memb
Jul/Aug/Sep	-18	11	-35	-24	1
Oct/Nov/Dec	-18	55	-38	17	3
Jan/Feb/Mar	-18	24	-41	-17	-4
Apr/May/June	-18	19	-37	-18	-1
<b>Totals</b>	<b>-72</b>	<b>109</b>	<b>-151</b>	<b>-42</b>	<b>-1</b>

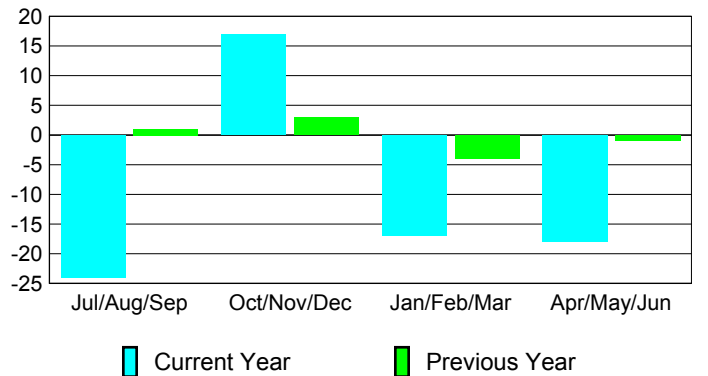
### Membership Results 2009-2010

Goal, New, Dropped, Gain/Loss

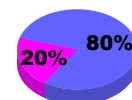


### Comparison of Membership Gain/Loss

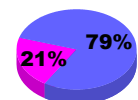
Current Year Compared to the Previous Year



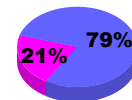
### Gender Comparison 2009-2010



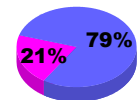
Jul/Aug/Sep



Oct/Nov/Dec



Jan/Feb/Mar



Apr/May/June

Male

Female



# 2009-2010 GMT Quarterly Report for District (or Undistricted) **District 11 D1**

GMT: **Doctor DENNIS D COBLER**

Location: **MICHIGAN**

GMT CA: **1**

## CLUBS

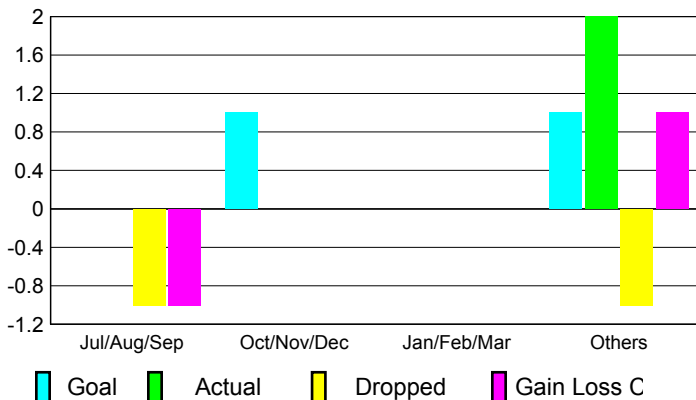
**Club Results**  
2009-2010

**Clubs**  
2008-2009

Month	New Club Goal	Actual New Clubs	Actual Dropped Clubs	Gain/Loss of Clubs	Gain/Loss of Clubs
Jul/Aug/Sep	0	0	-1	-1	0
Oct/Nov/Dec	1	0	0	0	0
Jan/Feb/Mar	0	0	0	0	0
Apr/May/June	1	2	-1	1	0
<b>Totals</b>	<b>2</b>	<b>2</b>	<b>-2</b>	<b>0</b>	<b>0</b>


### Club Results 2009-2010

Goal, New, Dropped, Gain/Loss



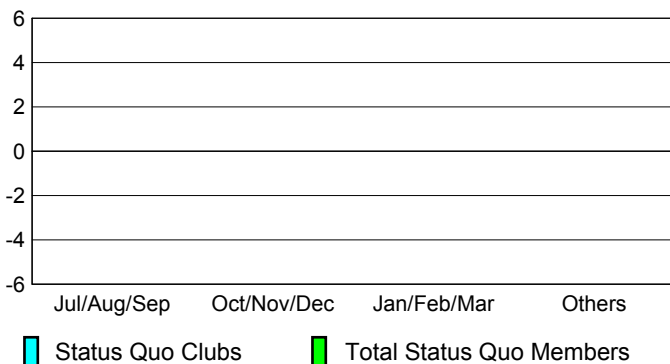
### Comparison of Club Gain/Loss

Current Year Compared to the Previous Year



### YTD Status Quo Clubs 2009-2010

Status Quo Clubs Compared to Status Quo Members



## MEMBERSHIP

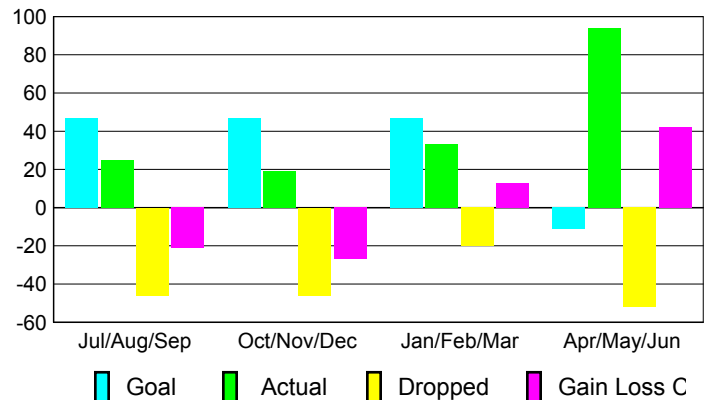
**Membership Results**  
2009-2010

**Membership**  
2008-2009

Month	Net Memb Goal	Actual New Memb	Actual Dropped Memb	Gain/Loss of Memb	Gain/Loss of Memb
Jul/Aug/Sep	47	25	-46	-21	-3
Oct/Nov/Dec	47	19	-46	-27	-42
Jan/Feb/Mar	47	33	-20	13	-8
Apr/May/June	-11	94	-52	42	1
<b>Totals</b>	<b>130</b>	<b>171</b>	<b>-164</b>	<b>7</b>	<b>-52</b>

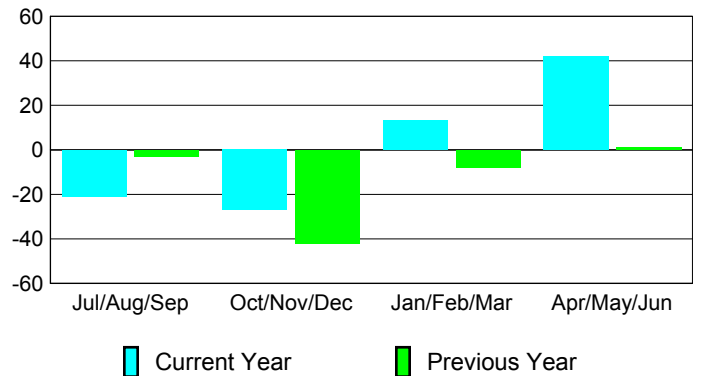
### Membership Results 2009-2010

Goal, New, Dropped, Gain/Loss

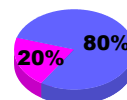


### Comparison of Membership Gain/Loss

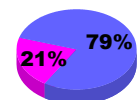
Current Year Compared to the Previous Year



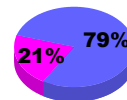
### Gender Comparison 2009-2010



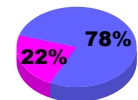
Jul/Aug/Sep



Oct/Nov/Dec



Jan/Feb/Mar



Apr/May/June

Male

Female



# 2009-2010 GMT Quarterly Report for District (or Undistricted) **District 11 D2**

GMT: **Doctor DENNIS D COBLER**

Location: **MICHIGAN**

GMT CA: **1**

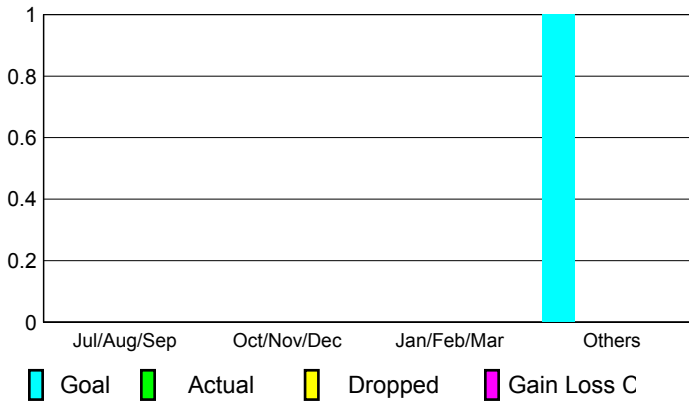
## CLUBS

<u>Club Results</u> 2009-2010	<u>Clubs</u> 2008-2009
----------------------------------	---------------------------

Month	New Club Goal	Actual New Clubs	Actual Dropped Clubs	Gain/Loss of Clubs	Gain/Loss of Clubs
Jul/Aug/Sep	0	0	0	0	0
Oct/Nov/Dec	0	0	0	0	0
Jan/Feb/Mar	0	0	0	0	0
Apr/May/June	1	0	0	0	0
<b>Totals</b>	<b>1</b>	<b>0</b>	<b>0</b>	<b>0</b>	<b>0</b>


### Club Results 2009-2010

Goal, New, Dropped, Gain/Loss



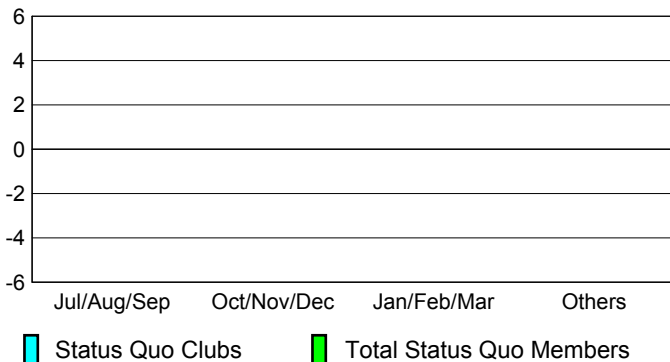
### Comparison of Club Gain/Loss

Current Year Compared to the Previous Year



### YTD Status Quo Clubs 2009-2010

Status Quo Clubs Compared to Status Quo Members



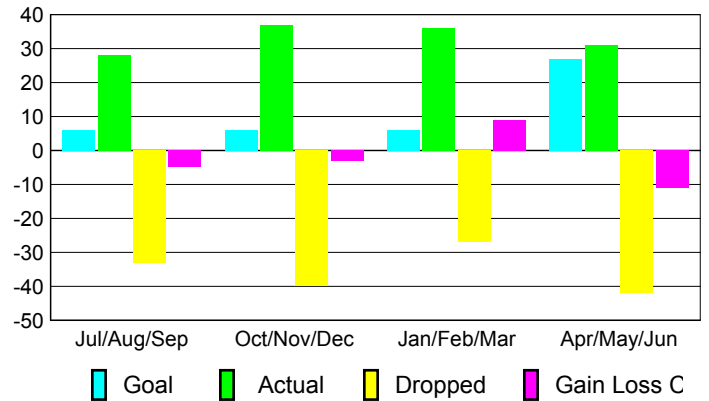
## MEMBERSHIP

<u>Membership Results</u> 2009-2010	<u>Membership</u> 2008-2009
--	--------------------------------

Month	Net Memb Goal	Actual New Memb	Actual Dropped Memb	Gain/Loss of Memb	Gain/Loss of Memb
Jul/Aug/Sep	6	28	-33	-5	-10
Oct/Nov/Dec	6	37	-40	-3	-15
Jan/Feb/Mar	6	36	-27	9	1
Apr/May/June	27	31	-42	-11	-4
<b>Totals</b>	<b>45</b>	<b>132</b>	<b>-142</b>	<b>-10</b>	<b>-28</b>

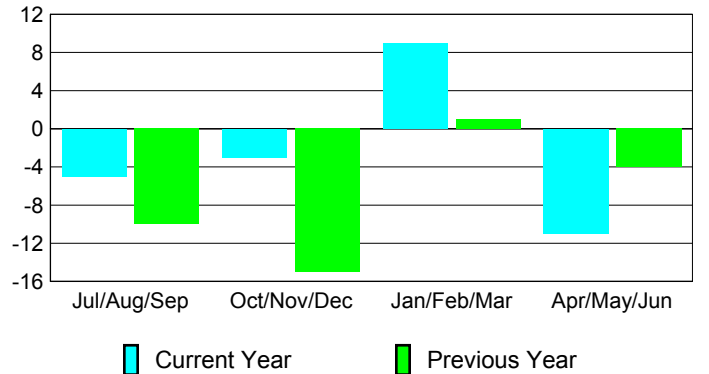
### Membership Results 2009-2010

Goal, New, Dropped, Gain/Loss

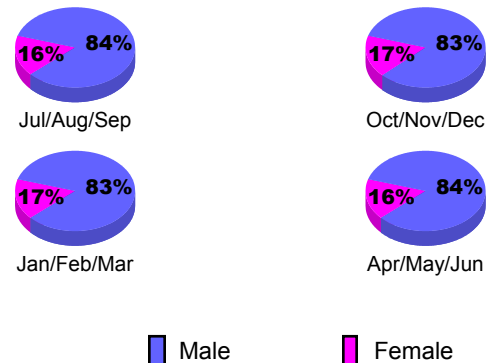


### Comparison of Membership Gain/Loss

Current Year Compared to the Previous Year



### Gender Comparison 2009-2010





# 2009-2010 GMT Quarterly Report for District (or Undistricted) **District 11 E1**

GMT: **Doctor DENNIS D COBLER**

Location: **MICHIGAN**

GMT CA: **1**

## CLUBS

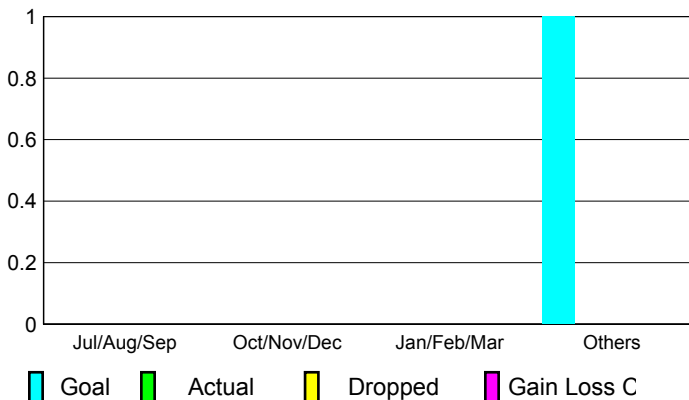
**Club Results**  
2009-2010

**Clubs**  
2008-2009

Month	New Club Goal	Actual New Clubs	Actual Dropped Clubs	Gain/Loss of Clubs	Gain/Loss of Clubs
Jul/Aug/Sep	0	0	0	0	0
Oct/Nov/Dec	0	0	0	0	0
Jan/Feb/Mar	0	0	0	0	0
Apr/May/June	1	0	0	0	0
<b>Totals</b>	<b>1</b>	<b>0</b>	<b>0</b>	<b>0</b>	<b>0</b>

### Club Results 2009-2010

Goal, New, Dropped, Gain/Loss



## MEMBERSHIP

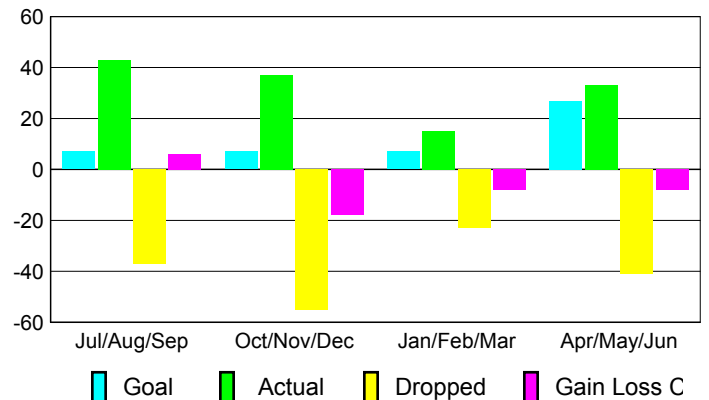
**Membership Results**  
2009-2010

**Membership**  
2008-2009

Month	Net Memb Goal	Actual New Memb	Actual Dropped Memb	Gain/Loss of Memb	Gain/Loss of Memb
Jul/Aug/Sep	7	43	-37	6	5
Oct/Nov/Dec	7	37	-55	-18	4
Jan/Feb/Mar	7	15	-23	-8	-12
Apr/May/June	27	33	-41	-8	8
<b>Totals</b>	<b>48</b>	<b>128</b>	<b>-156</b>	<b>-28</b>	<b>5</b>


### Membership Results 2009-2010

Goal, New, Dropped, Gain/Loss



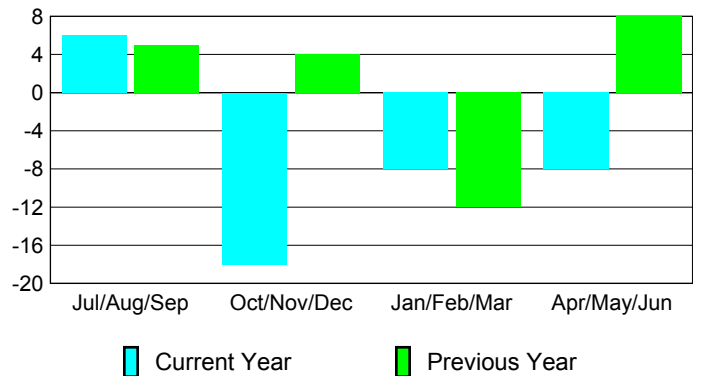
### Comparison of Club Gain/Loss

Current Year Compared to the Previous Year



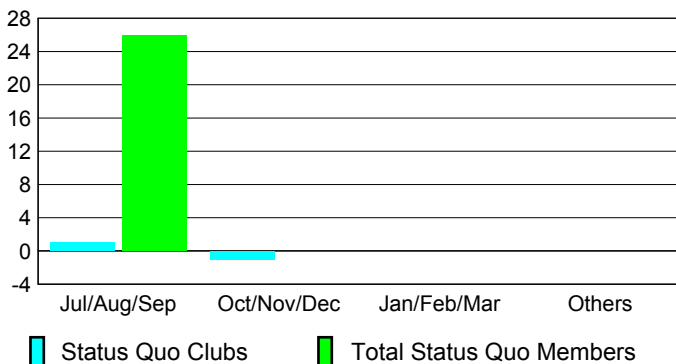
### Comparison of Membership Gain/Loss

Current Year Compared to the Previous Year

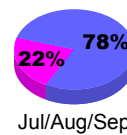


### YTD Status Quo Clubs 2009-2010

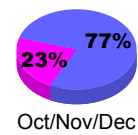
Status Quo Clubs Compared to Status Quo Members



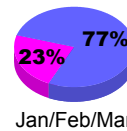
### Gender Comparison 2009-2010



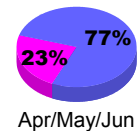
Jul/Aug/Sep



Oct/Nov/Dec



Jan/Feb/Mar



Apr/May/June

Male

Female



# 2009-2010 GMT Quarterly Report for District (or Undistricted) **District 11 E2**

GMT: **Doctor DENNIS D COBLER**

Location: **MICHIGAN**

GMT CA: **1**

## CLUBS

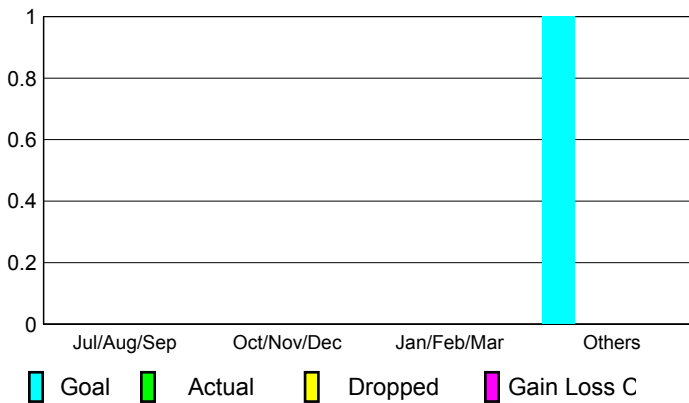
Club Results  
2009-2010

Clubs  
2008-2009

Month	New Club Goal	Actual New Clubs	Actual Dropped Clubs	Gain/Loss of Clubs	Gain/Loss of Clubs
Jul/Aug/Sep	0	0	0	0	0
Oct/Nov/Dec	0	0	0	0	0
Jan/Feb/Mar	0	0	0	0	0
Apr/May/June	1	0	0	0	1
<b>Totals</b>	<b>1</b>	<b>0</b>	<b>0</b>	<b>0</b>	<b>1</b>


### Club Results 2009-2010

Goal, New, Dropped, Gain/Loss



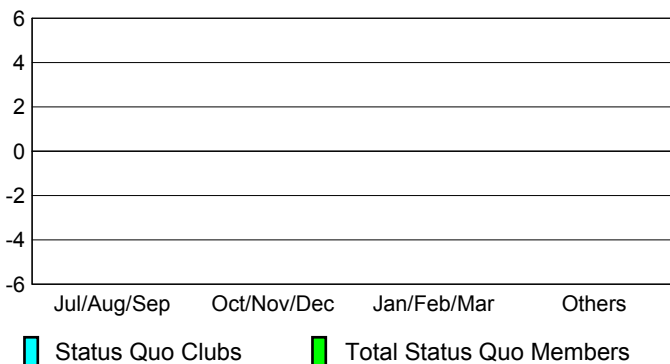
### Comparison of Club Gain/Loss

Current Year Compared to the Previous Year



### YTD Status Quo Clubs 2009-2010

Status Quo Clubs Compared to Status Quo Members



## MEMBERSHIP

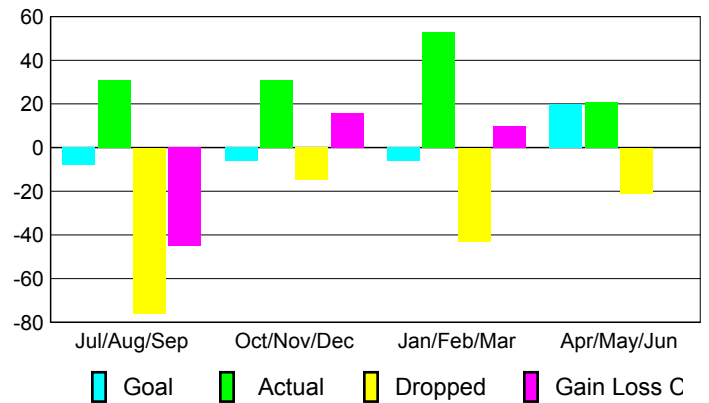
Membership Results  
2009-2010

Membership  
2008-2009

Month	Net Memb Goal	Actual New Memb	Actual Dropped Memb	Gain/Loss of Memb	Gain/Loss of Memb
Jul/Aug/Sep	-8	31	-76	-45	-16
Oct/Nov/Dec	-6	31	-15	16	5
Jan/Feb/Mar	-6	53	-43	10	-2
Apr/May/June	20	21	-21	0	24
<b>Totals</b>	<b>0</b>	<b>136</b>	<b>-155</b>	<b>-19</b>	<b>11</b>

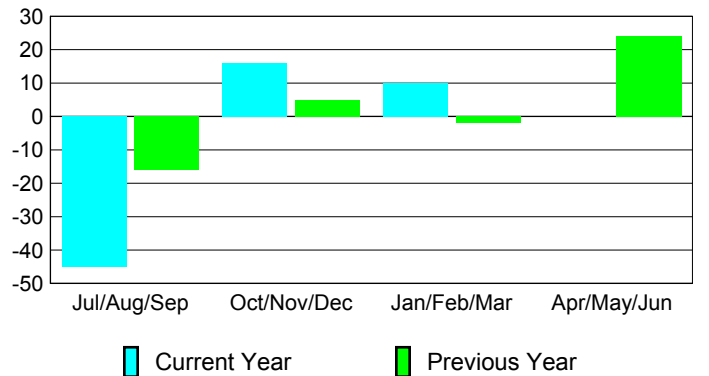
### Membership Results 2009-2010

Goal, New, Dropped, Gain/Loss

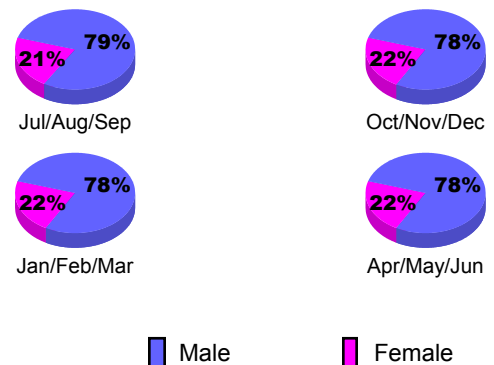


### Comparison of Membership Gain/Loss

Current Year Compared to the Previous Year



### Gender Comparison 2009-2010





# 2009-2010 GMT Quarterly Report for District (or Undistricted) **District 25 A**

GMT: **Doctor DENNIS D COBLER**

Location: **INDIANA**

GMT CA: **1**

## CLUBS

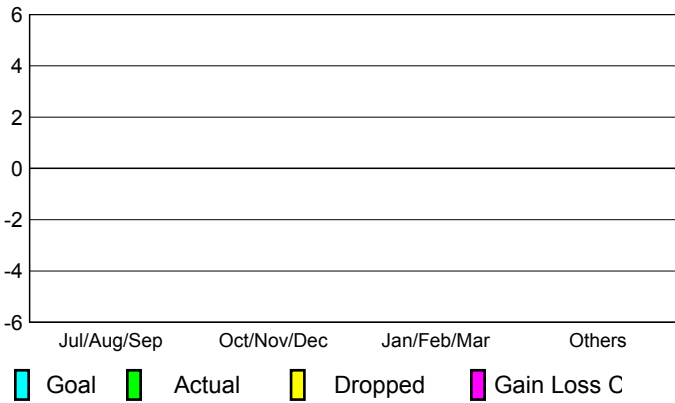
**Club Results  
2009-2010**

**Clubs  
2008-2009**

Month	New Club Goal	Actual New Clubs	Actual Dropped Clubs	Gain/Loss of Clubs	Gain/Loss of Clubs
Jul/Aug/Sep	0	0	0	0	0
Oct/Nov/Dec	0	0	0	0	0
Jan/Feb/Mar	0	0	0	0	0
Apr/May/June	0	0	0	0	0
<b>Totals</b>	<b>0</b>	<b>0</b>	<b>0</b>	<b>0</b>	<b>0</b>


### Club Results 2009-2010

Goal, New, Dropped, Gain/Loss



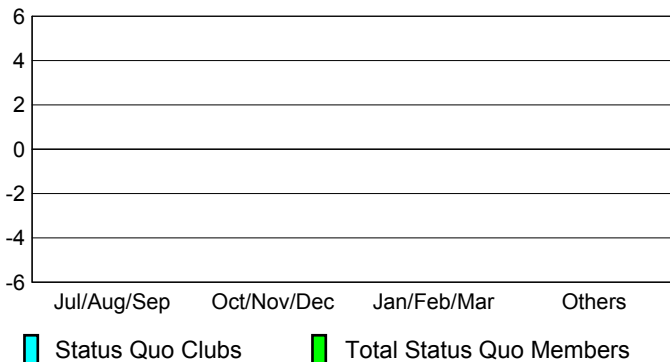
### Comparison of Club Gain/Loss

Current Year Compared to the Previous Year



### YTD Status Quo Clubs 2009-2010

Status Quo Clubs Compared to Status Quo Members



## MEMBERSHIP

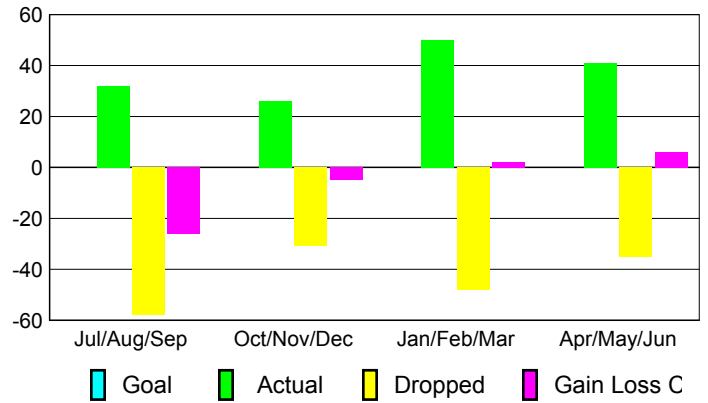
**Membership Results  
2009-2010**

**Membership  
2008-2009**

Month	Net Memb Goal	Actual New Memb	Actual Dropped Memb	Gain/Loss of Memb	Gain/Loss of Memb
Jul/Aug/Sep	0	32	-58	-26	-35
Oct/Nov/Dec	0	26	-31	-5	-4
Jan/Feb/Mar	0	50	-48	2	6
Apr/May/June	0	41	-35	6	-30
<b>Totals</b>	<b>0</b>	<b>149</b>	<b>-172</b>	<b>-23</b>	<b>-63</b>

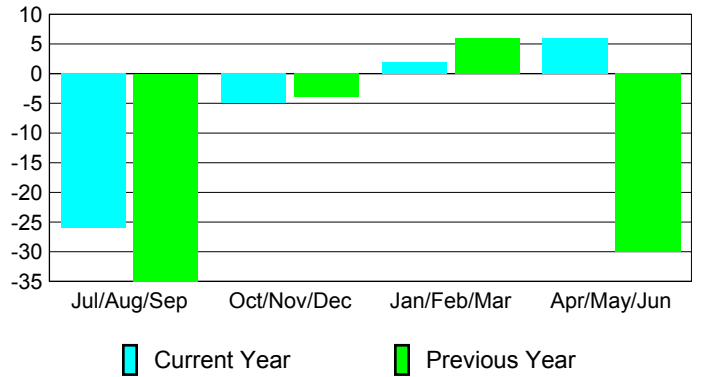
### Membership Results 2009-2010

Goal, New, Dropped, Gain/Loss

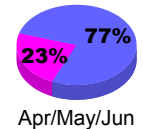
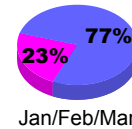
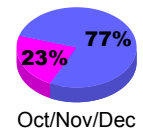
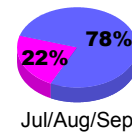


### Comparison of Membership Gain/Loss

Current Year Compared to the Previous Year



### Gender Comparison 2009-2010



■ Male

■ Female





# 2009-2010 GMT Quarterly Report for District (or Undistricted) **District 25 B**

GMT: **Doctor DENNIS D COBLER**

Location: **INDIANA**

GMT CA: **1**

## CLUBS

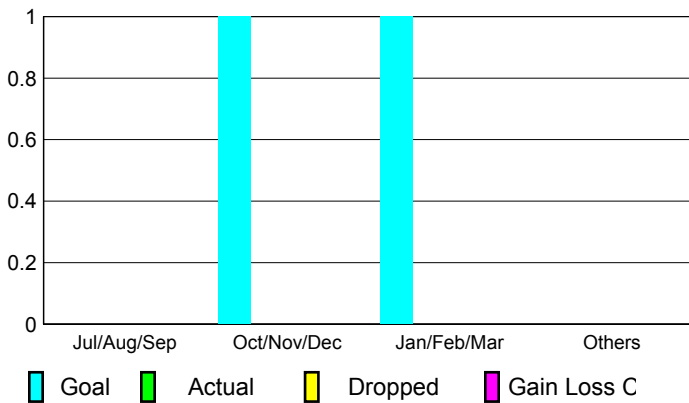
**Club Results**  
2009-2010

**Clubs**  
2008-2009

Month	New Club Goal	Actual New Clubs	Actual Dropped Clubs	Gain/Loss of Clubs	Gain/Loss of Clubs
Jul/Aug/Sep	0	0	0	0	0
Oct/Nov/Dec	1	0	0	0	0
Jan/Feb/Mar	1	0	0	0	0
Apr/May/June	0	0	0	0	0
<b>Totals</b>	<b>2</b>	<b>0</b>	<b>0</b>	<b>0</b>	<b>0</b>


### Club Results 2009-2010

Goal, New, Dropped, Gain/Loss



### Comparison of Club Gain/Loss

Current Year Compared to the Previous Year



### YTD Status Quo Clubs 2009-2010

Status Quo Clubs Compared to Status Quo Members



## MEMBERSHIP

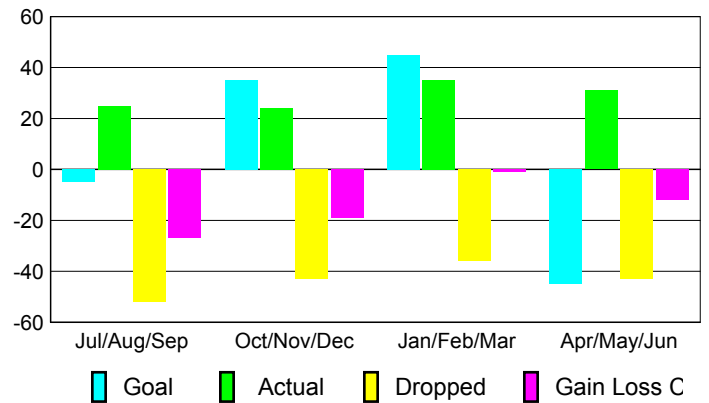
**Membership Results**  
2009-2010

**Membership**  
2008-2009

Month	Net Memb Goal	Actual New Memb	Actual Dropped Memb	Gain/Loss of Memb	Gain/Loss of Memb
Jul/Aug/Sep	-5	25	-52	-27	-22
Oct/Nov/Dec	35	24	-43	-19	-9
Jan/Feb/Mar	45	35	-36	-1	-8
Apr/May/June	-45	31	-43	-12	-12
<b>Totals</b>	<b>30</b>	<b>115</b>	<b>-174</b>	<b>-59</b>	<b>-51</b>

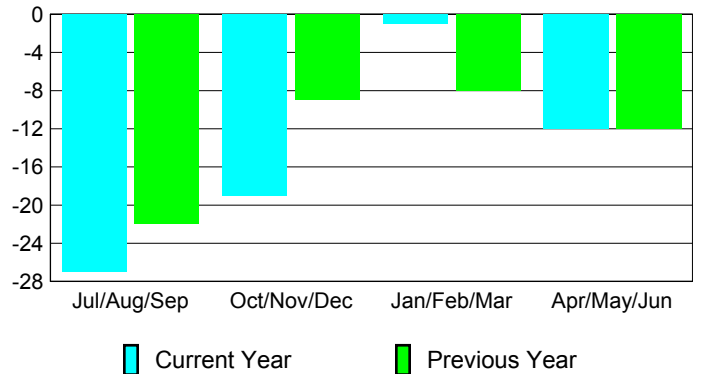
### Membership Results 2009-2010

Goal, New, Dropped, Gain/Loss

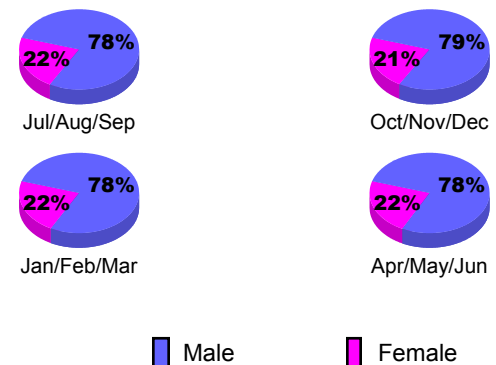


### Comparison of Membership Gain/Loss

Current Year Compared to the Previous Year



### Gender Comparison 2009-2010





# 2009-2010 GMT Quarterly Report for District (or Undistricted) **District 25 C**

GMT: **Doctor DENNIS D COBLER**

Location: **INDIANA**

GMT CA: **1**

## CLUBS

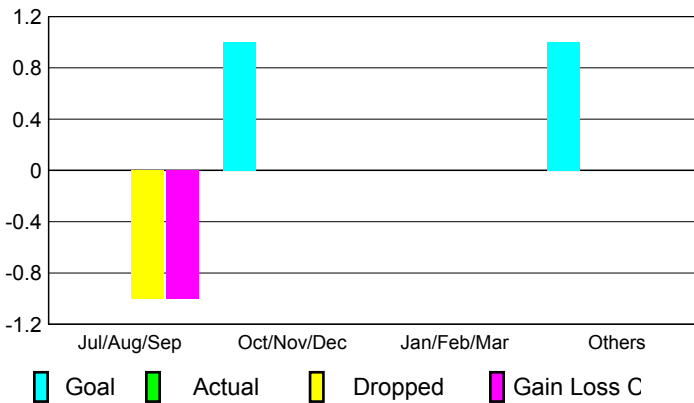
Club Results  
2009-2010

Clubs  
2008-2009

Month	New Club Goal	Actual New Clubs	Actual Dropped Clubs	Gain/Loss of Clubs	Gain/Loss of Clubs
Jul/Aug/Sep	0	0	-1	-1	0
Oct/Nov/Dec	1	0	0	0	0
Jan/Feb/Mar	0	0	0	0	0
Apr/May/June	1	0	0	0	0
<b>Totals</b>	<b>2</b>	<b>0</b>	<b>-1</b>	<b>-1</b>	<b>0</b>


### Club Results 2009-2010

Goal, New, Dropped, Gain/Loss



### Comparison of Club Gain/Loss

Current Year Compared to the Previous Year



### YTD Status Quo Clubs 2009-2010

Status Quo Clubs Compared to Status Quo Members



## MEMBERSHIP

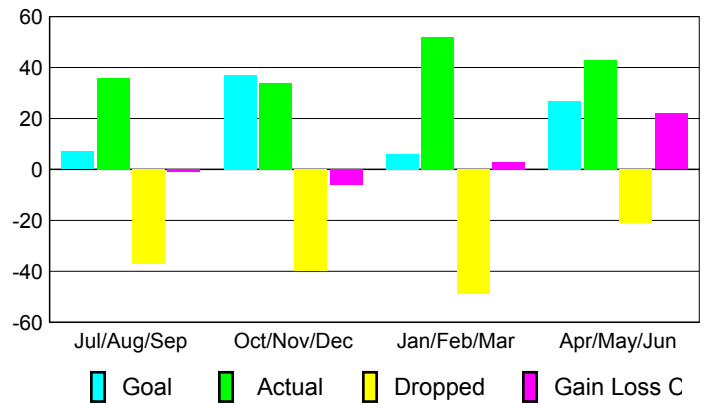
Membership Results  
2009-2010

Membership  
2008-2009

Month	Net Memb Goal	Actual New Memb	Actual Dropped Memb	Gain/Loss of Memb	Gain/Loss of Memb
Jul/Aug/Sep	7	36	-37	-1	-3
Oct/Nov/Dec	37	34	-40	-6	-32
Jan/Feb/Mar	6	52	-49	3	-20
Apr/May/June	27	43	-21	22	-14
<b>Totals</b>	<b>77</b>	<b>165</b>	<b>-147</b>	<b>18</b>	<b>-69</b>

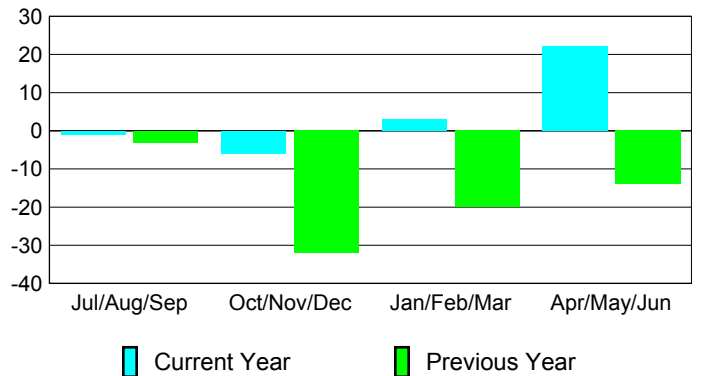
### Membership Results 2009-2010

Goal, New, Dropped, Gain/Loss

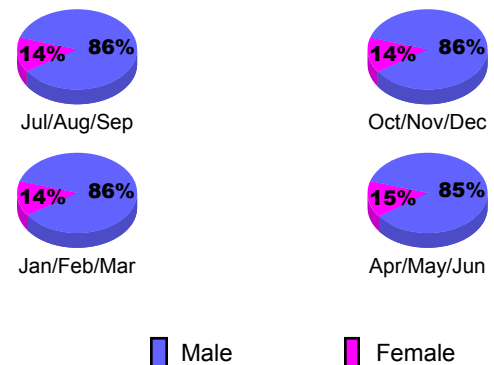


### Comparison of Membership Gain/Loss

Current Year Compared to the Previous Year



### Gender Comparison 2009-2010





# 2009-2010 GMT Quarterly Report for District (or Undistricted) **District 25 D**

GMT: **Doctor DENNIS D COBLER**

Location: **INDIANA**

GMT CA: **1**

## CLUBS

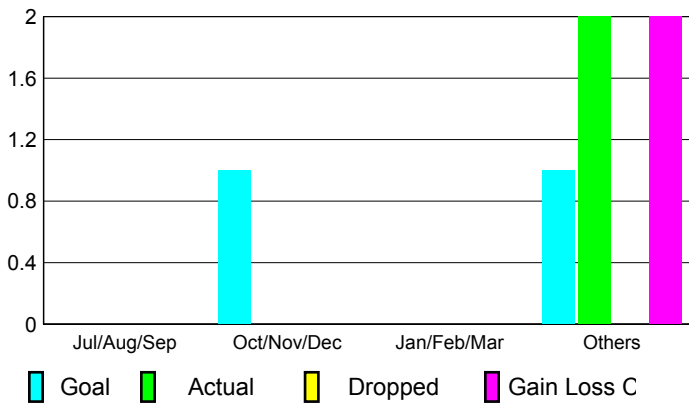
**Club Results**  
2009-2010

**Clubs**  
2008-2009

Month	New Club Goal	Actual New Clubs	Actual Dropped Clubs	Gain/Loss of Clubs	Gain/Loss of Clubs
Jul/Aug/Sep	0	0	0	0	0
Oct/Nov/Dec	1	0	0	0	0
Jan/Feb/Mar	0	0	0	0	0
Apr/May/June	1	2	0	2	0
<b>Totals</b>	<b>2</b>	<b>2</b>	<b>0</b>	<b>2</b>	<b>0</b>


### Club Results 2009-2010

Goal, New, Dropped, Gain/Loss



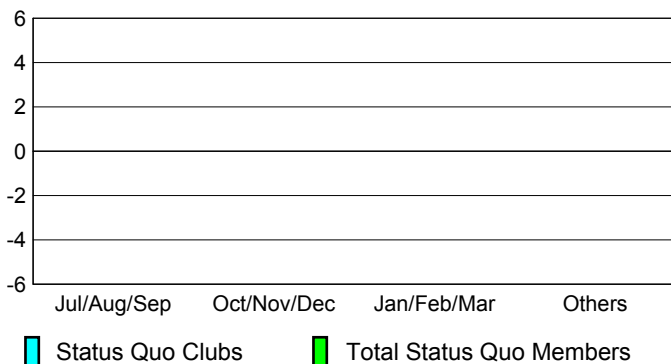
### Comparison of Club Gain/Loss

Current Year Compared to the Previous Year



### YTD Status Quo Clubs 2009-2010

Status Quo Clubs Compared to Status Quo Members



## MEMBERSHIP

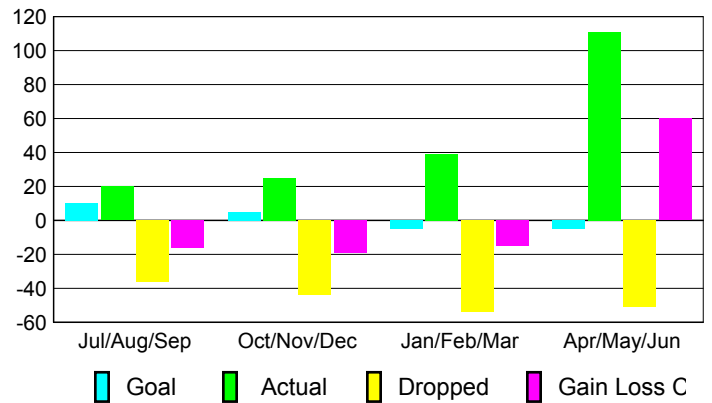
**Membership Results**  
2009-2010

**Membership**  
2008-2009

Month	Net Memb Goal	Actual New Memb	Actual Dropped Memb	Gain/Loss of Memb	Gain/Loss of Memb
Jul/Aug/Sep	10	20	-36	-16	-8
Oct/Nov/Dec	5	25	-44	-19	-46
Jan/Feb/Mar	-5	39	-54	-15	4
Apr/May/June	-5	111	-51	60	-12
<b>Totals</b>	<b>5</b>	<b>195</b>	<b>-185</b>	<b>10</b>	<b>-62</b>

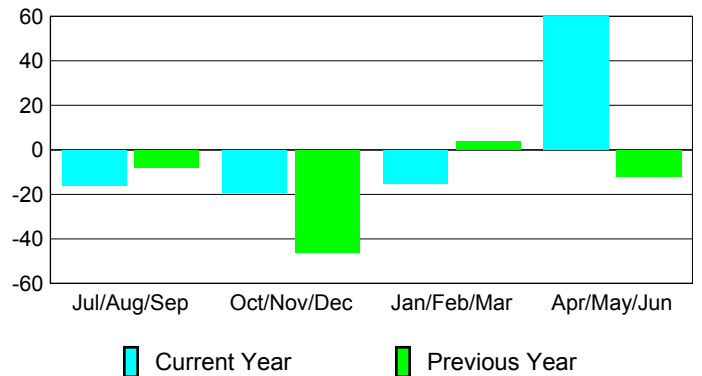
### Membership Results 2009-2010

Goal, New, Dropped, Gain/Loss

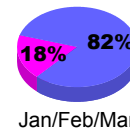
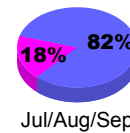


### Comparison of Membership Gain/Loss

Current Year Compared to the Previous Year



### Gender Comparison 2009-2010



Male

Female



# 2009-2010 GMT Quarterly Report for District (or Undistricted) **District 25 E1**

GMT: **Doctor DENNIS D COBLER**

Location: **INDIANA**

GMT CA: **1**

## CLUBS

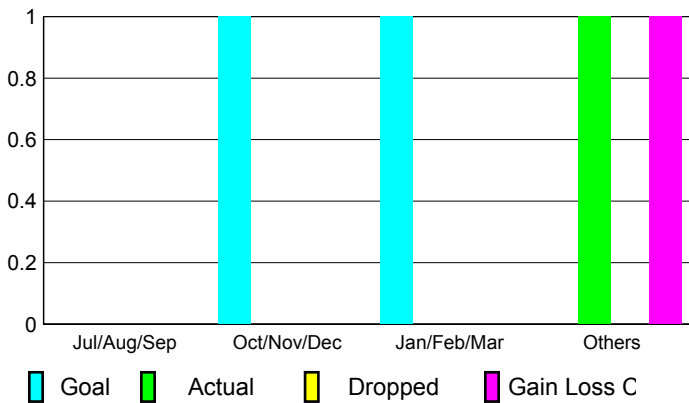
**Club Results  
2009-2010**

**Clubs  
2008-2009**

Month	New Club Goal	Actual New Clubs	Actual Dropped Clubs	Gain/Loss of Clubs	Gain/Loss of Clubs
Jul/Aug/Sep	0	0	0	0	1
Oct/Nov/Dec	1	0	0	0	0
Jan/Feb/Mar	1	0	0	0	0
Apr/May/June	0	1	0	1	1
<b>Totals</b>	<b>2</b>	<b>1</b>	<b>0</b>	<b>1</b>	<b>2</b>

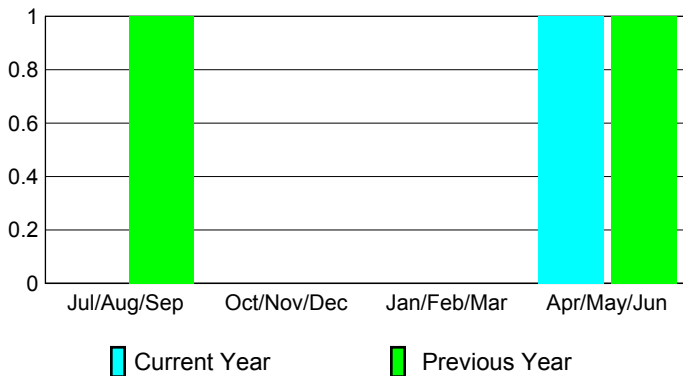
### Club Results 2009-2010

Goal, New, Dropped, Gain/Loss



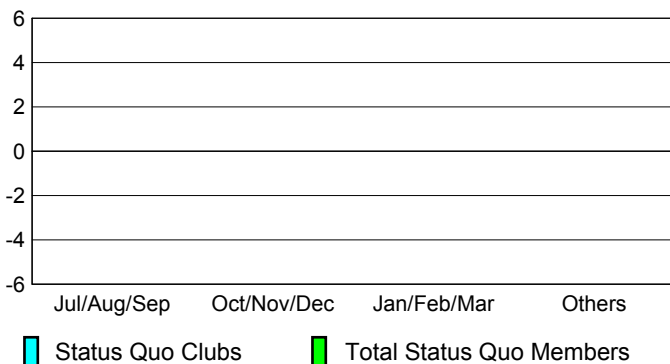
### Comparison of Club Gain/Loss

Current Year Compared to the Previous Year



### YTD Status Quo Clubs 2009-2010

Status Quo Clubs Compared to Status Quo Members



## MEMBERSHIP

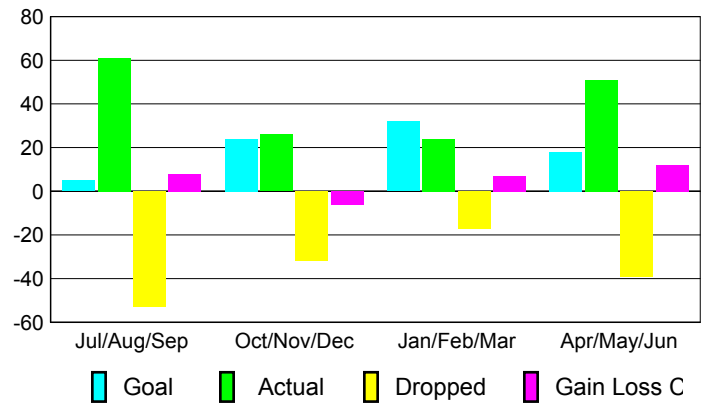
**Membership Results  
2009-2010**

**Membership  
2008-2009**

Month	Net Memb Goal	Actual New Memb	Actual Dropped Memb	Gain/Loss of Memb	Gain/Loss of Memb
Jul/Aug/Sep	5	61	-53	8	-2
Oct/Nov/Dec	24	26	-32	-6	-29
Jan/Feb/Mar	32	24	-17	7	-2
Apr/May/June	18	51	-39	12	14
<b>Totals</b>	<b>79</b>	<b>162</b>	<b>-141</b>	<b>21</b>	<b>-19</b>

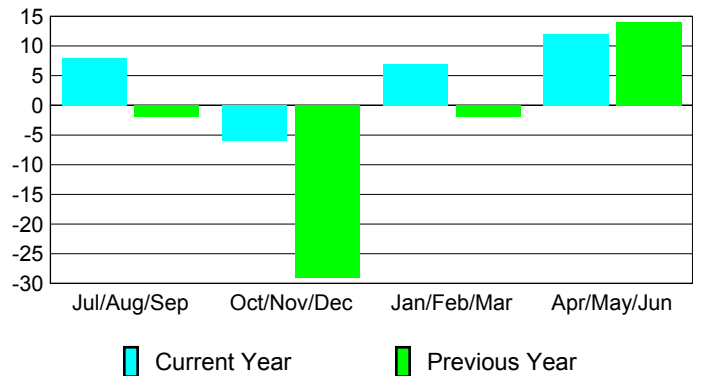
### Membership Results 2009-2010

Goal, New, Dropped, Gain/Loss

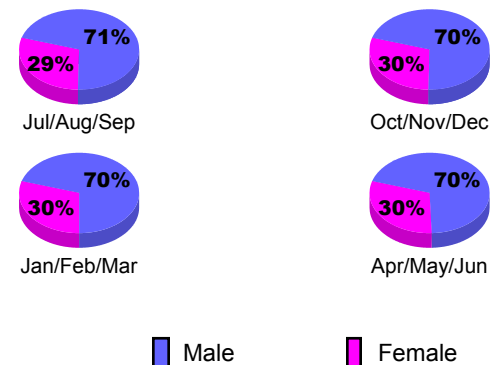


### Comparison of Membership Gain/Loss

Current Year Compared to the Previous Year



### Gender Comparison 2009-2010





# 2009-2010 GMT Quarterly Report for District (or Undistricted) **District 25 E2**

GMT: **Doctor DENNIS D COBLER**

Location: **INDIANA**

GMT CA: **1**

## CLUBS

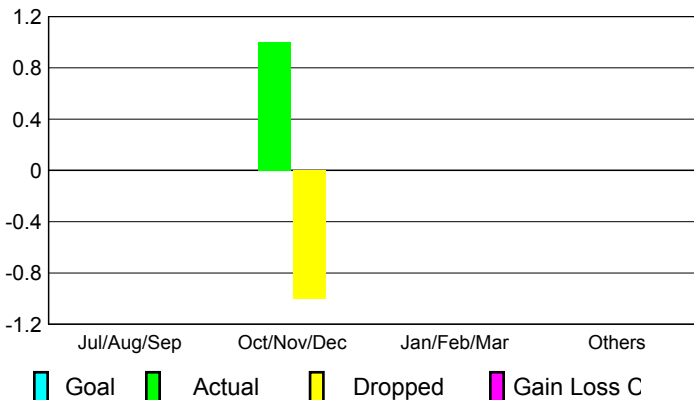
Club Results  
2009-2010

Clubs  
2008-2009

Month	New Club Goal	Actual New Clubs	Actual Dropped Clubs	Gain/Loss of Clubs	Gain/Loss of Clubs
Jul/Aug/Sep	0	0	0	0	0
Oct/Nov/Dec	0	1	-1	0	0
Jan/Feb/Mar	0	0	0	0	0
Apr/May/June	0	0	0	0	0
<b>Totals</b>	<b>0</b>	<b>1</b>	<b>-1</b>	<b>0</b>	<b>0</b>


### Club Results 2009-2010

Goal, New, Dropped, Gain/Loss



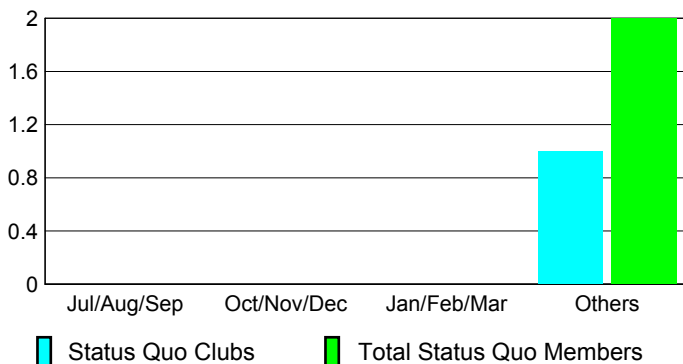
### Comparison of Club Gain/Loss

Current Year Compared to the Previous Year



### YTD Status Quo Clubs 2009-2010

Status Quo Clubs Compared to Status Quo Members



## MEMBERSHIP

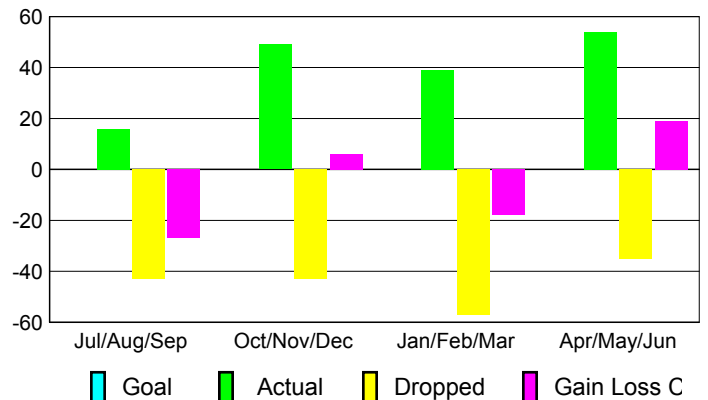
Membership Results  
2009-2010

Membership  
2008-2009

Month	Net Memb Goal	Actual New Memb	Actual Dropped Memb	Gain/Loss of Memb	Gain/Loss of Memb
Jul/Aug/Sep	0	16	-43	-27	2
Oct/Nov/Dec	0	49	-43	6	4
Jan/Feb/Mar	0	39	-57	-18	-21
Apr/May/June	0	54	-35	19	-32
<b>Totals</b>	<b>0</b>	<b>158</b>	<b>-178</b>	<b>-20</b>	<b>-47</b>

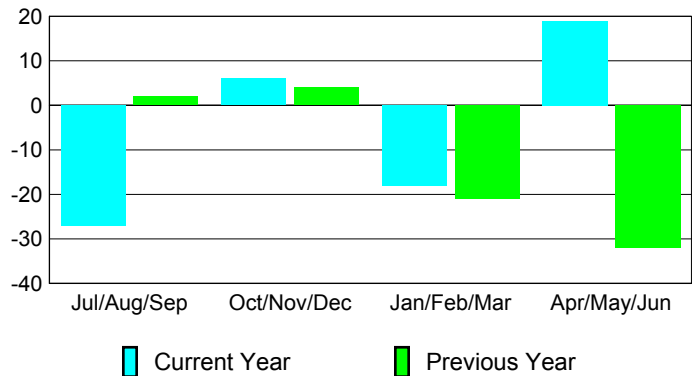
### Membership Results 2009-2010

Goal, New, Dropped, Gain/Loss

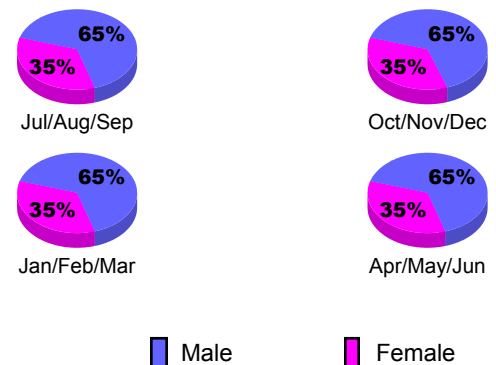


### Comparison of Membership Gain/Loss

Current Year Compared to the Previous Year



### Gender Comparison 2009-2010





# 2009-2010 GMT Quarterly Report for District (or Undistricted) **District 25 F**

GMT: **Doctor DENNIS D COBLER**

Location: **INDIANA**

GMT CA: **1**

## CLUBS

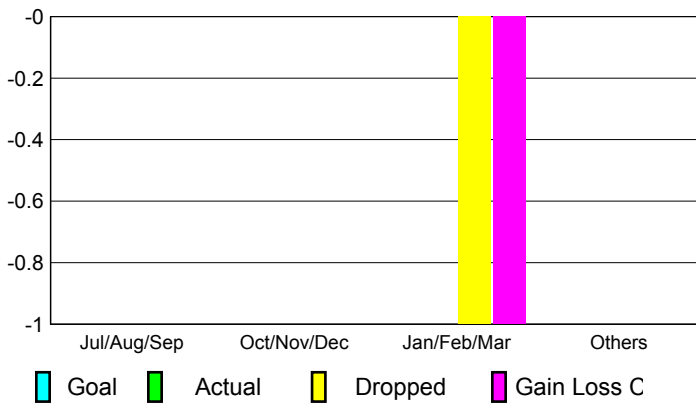
Club Results  
2009-2010

Clubs  
2008-2009

Month	New Club Goal	Actual New Clubs	Actual Dropped Clubs	Gain/Loss of Clubs	Gain/Loss of Clubs
Jul/Aug/Sep	0	0	0	0	0
Oct/Nov/Dec	0	0	0	0	0
Jan/Feb/Mar	0	0	-1	-1	0
Apr/May/June	0	0	0	0	0
<b>Totals</b>	<b>0</b>	<b>0</b>	<b>-1</b>	<b>-1</b>	<b>0</b>

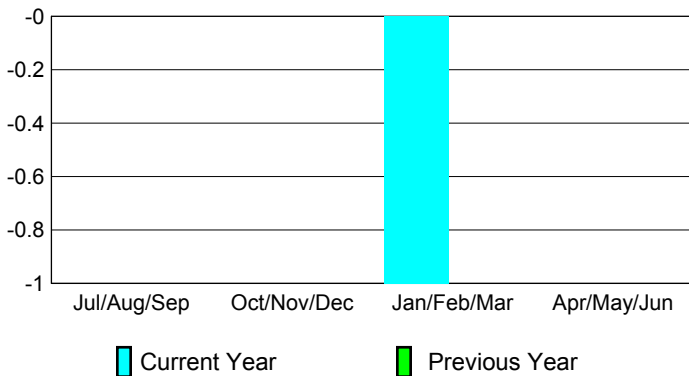
### Club Results 2009-2010

Goal, New, Dropped, Gain/Loss



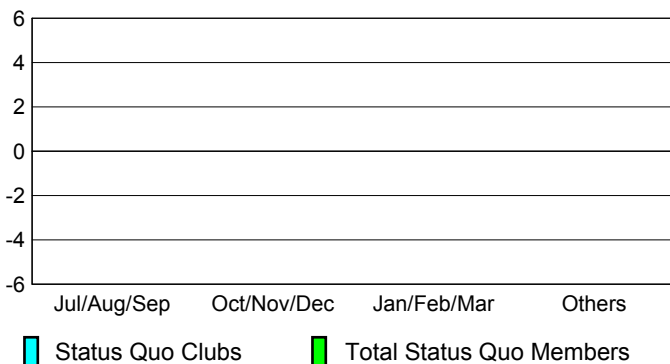
### Comparison of Club Gain/Loss

Current Year Compared to the Previous Year



### YTD Status Quo Clubs 2009-2010

Status Quo Clubs Compared to Status Quo Members



## MEMBERSHIP

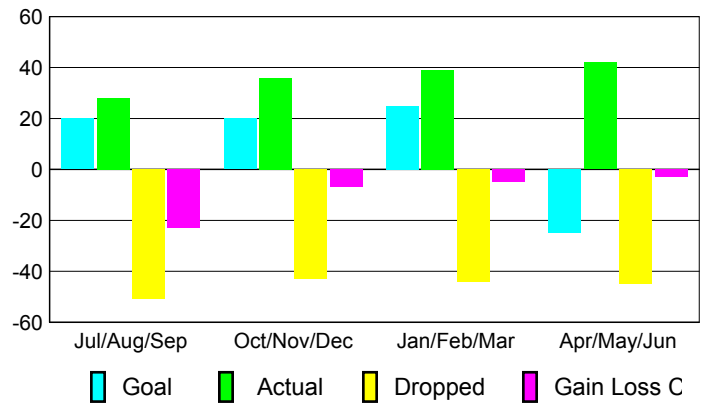
Membership Results  
2009-2010

Membership  
2008-2009

Month	Net Memb Goal	Actual New Memb	Actual Dropped Memb	Gain/Loss of Memb	Gain/Loss of Memb
Jul/Aug/Sep	20	28	-51	-23	-5
Oct/Nov/Dec	20	36	-43	-7	-6
Jan/Feb/Mar	25	39	-44	-5	-1
Apr/May/June	-25	42	-45	-3	-56
<b>Totals</b>	<b>40</b>	<b>145</b>	<b>-183</b>	<b>-38</b>	<b>-68</b>

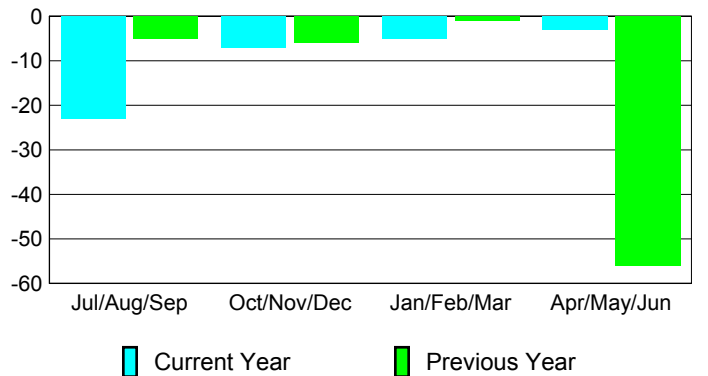
### Membership Results 2009-2010

Goal, New, Dropped, Gain/Loss

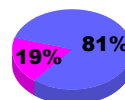


### Comparison of Membership Gain/Loss

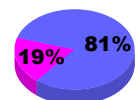
Current Year Compared to the Previous Year



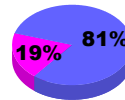
### Gender Comparison 2009-2010



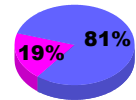
Jul/Aug/Sep



Oct/Nov/Dec



Jan/Feb/Mar



Apr/May/June

Male

Female



# 2009-2010 GMT Quarterly Report for District (or Undistricted) **District 25 G**

GMT: **Doctor DENNIS D COBLER**

Location: **INDIANA**

GMT CA: **1**

## CLUBS

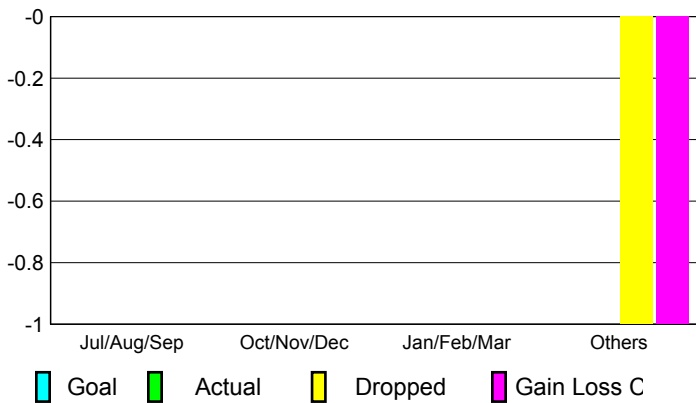
**Club Results  
2009-2010**

**Clubs  
2008-2009**

Month	New Club Goal	Actual New Clubs	Actual Dropped Clubs	Gain/Loss of Clubs	Gain/Loss of Clubs
Jul/Aug/Sep	0	0	0	0	0
Oct/Nov/Dec	0	0	0	0	0
Jan/Feb/Mar	0	0	0	0	0
Apr/May/June	0	0	-1	-1	0
<b>Totals</b>	<b>0</b>	<b>0</b>	<b>-1</b>	<b>-1</b>	<b>0</b>


### Club Results 2009-2010

Goal, New, Dropped, Gain/Loss



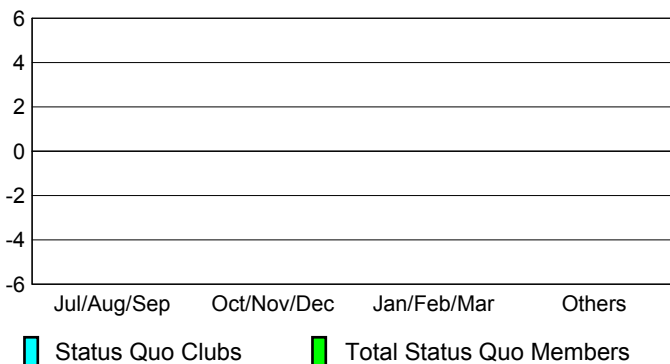
### Comparison of Club Gain/Loss

Current Year Compared to the Previous Year



### YTD Status Quo Clubs 2009-2010

Status Quo Clubs Compared to Status Quo Members



## MEMBERSHIP

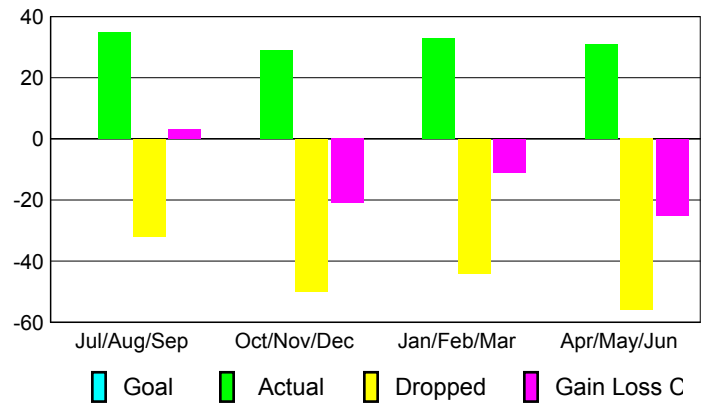
**Membership Results  
2009-2010**

**Membership  
2008-2009**

Month	Net Memb Goal	Actual New Memb	Actual Dropped Memb	Gain/Loss of Memb	Gain/Loss of Memb
Jul/Aug/Sep	0	35	-32	3	8
Oct/Nov/Dec	0	29	-50	-21	-23
Jan/Feb/Mar	0	33	-44	-11	-1
Apr/May/June	0	31	-56	-25	7
<b>Totals</b>	<b>0</b>	<b>128</b>	<b>-182</b>	<b>-54</b>	<b>-9</b>

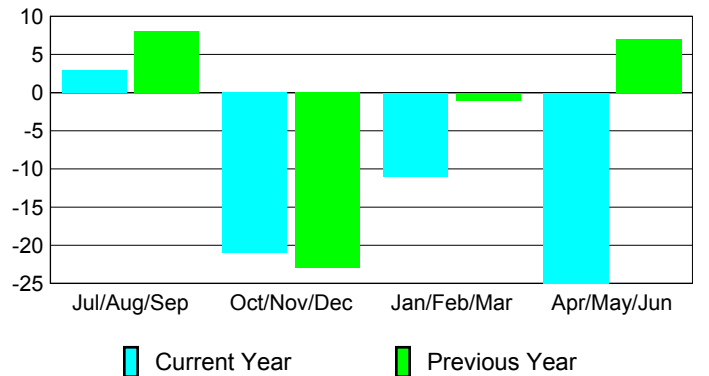
### Membership Results 2009-2010

Goal, New, Dropped, Gain/Loss

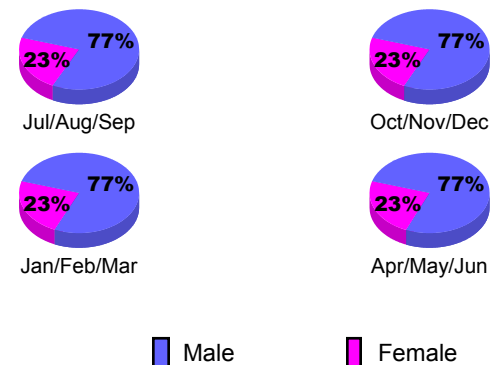


### Comparison of Membership Gain/Loss

Current Year Compared to the Previous Year



### Gender Comparison 2009-2010





# 2009-2010 GMT Quarterly Report for District (or Undistricted) **District 43 K**

GMT: **Doctor DENNIS D COBLER**

Location: **KENTUCKY**

GMT CA: **1**

## CLUBS

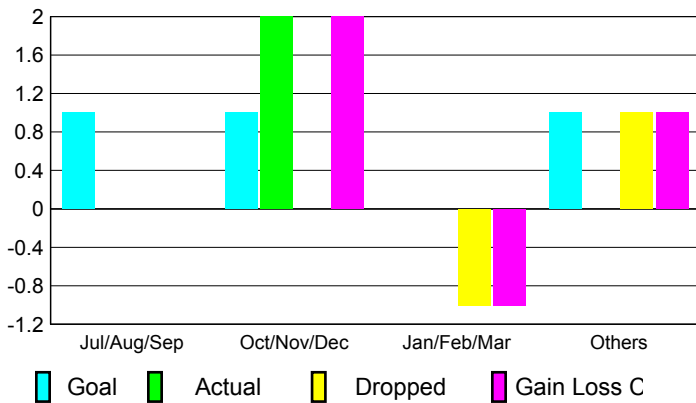
Club Results  
2009-2010

Clubs  
2008-2009

Month	New Club Goal	Actual New Clubs	Actual Dropped Clubs	Gain/Loss of Clubs	Gain/Loss of Clubs
Jul/Aug/Sep	1	0	0	0	0
Oct/Nov/Dec	1	2	0	2	1
Jan/Feb/Mar	0	0	-1	-1	0
Apr/May/June	1	0	1	1	0
<b>Totals</b>	<b>3</b>	<b>2</b>	<b>0</b>	<b>2</b>	<b>1</b>

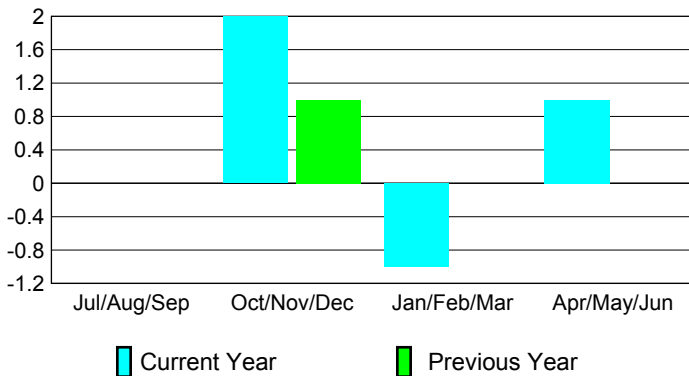
### Club Results 2009-2010

Goal, New, Dropped, Gain/Loss



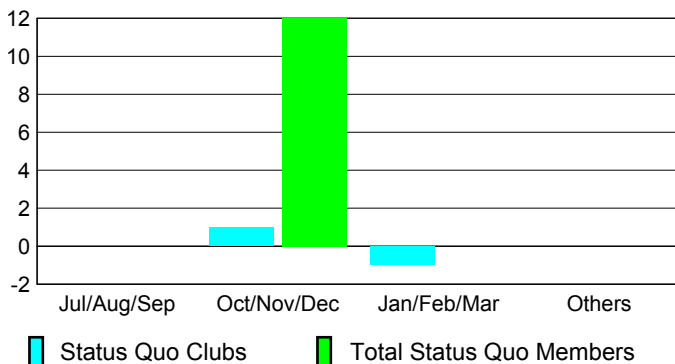
### Comparison of Club Gain/Loss

Current Year Compared to the Previous Year



### YTD Status Quo Clubs 2009-2010

Status Quo Clubs Compared to Status Quo Members



## MEMBERSHIP

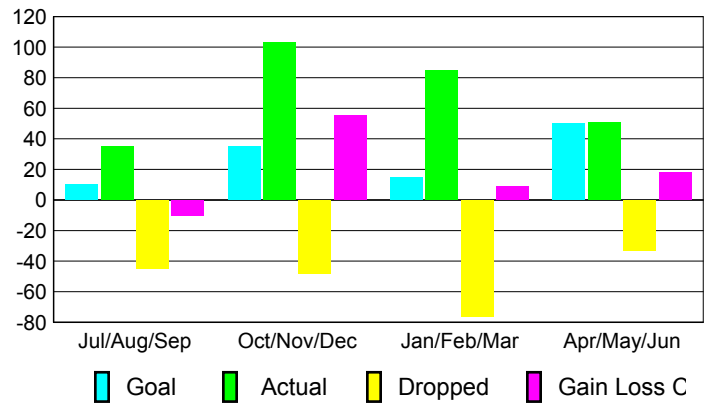
Membership Results  
2009-2010

Membership  
2008-2009

Month	Net Memb Goal	Actual New Memb	Actual Dropped Memb	Gain/Loss of Memb	Gain/Loss of Memb
Jul/Aug/Sep	10	35	-45	-10	-17
Oct/Nov/Dec	35	103	-48	55	37
Jan/Feb/Mar	15	85	-76	9	11
Apr/May/June	50	51	-33	18	86
<b>Totals</b>	<b>110</b>	<b>274</b>	<b>-202</b>	<b>72</b>	<b>117</b>

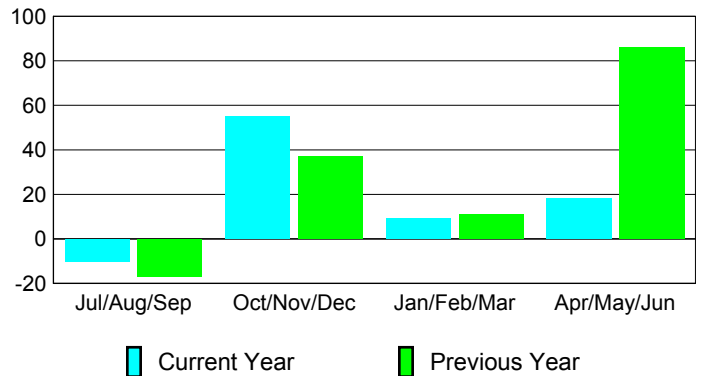
### Membership Results 2009-2010

Goal, New, Dropped, Gain/Loss

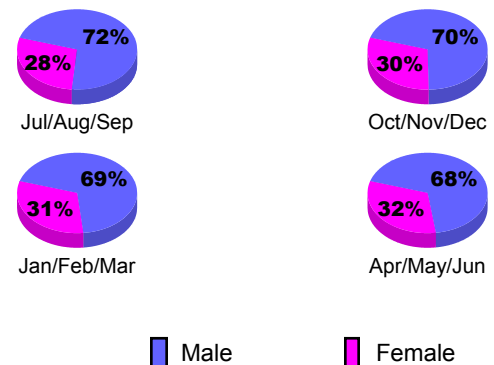


### Comparison of Membership Gain/Loss

Current Year Compared to the Previous Year



### Gender Comparison 2009-2010







# 2009-2010 GMT Quarterly Report for District (or Undistricted) **District 43 E**

GMT: **Doctor DENNIS D COBLER**

Location: **KENTUCKY**

GMT CA: **1**

## CLUBS

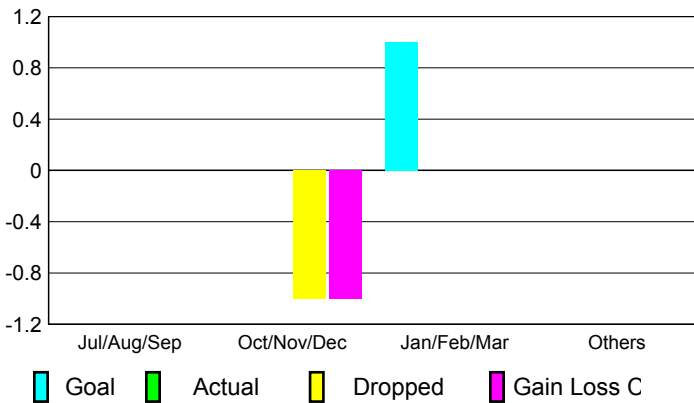
**Club Results  
2009-2010**

**Clubs  
2008-2009**

Month	New Club Goal	Actual New Clubs	Actual Dropped Clubs	Gain/Loss of Clubs	Gain/Loss of Clubs
Jul/Aug/Sep	0	0	0	0	0
Oct/Nov/Dec	0	0	-1	-1	0
Jan/Feb/Mar	1	0	0	0	-1
Apr/May/June	0	0	0	0	0
<b>Totals</b>	<b>1</b>	<b>0</b>	<b>-1</b>	<b>-1</b>	<b>-1</b>

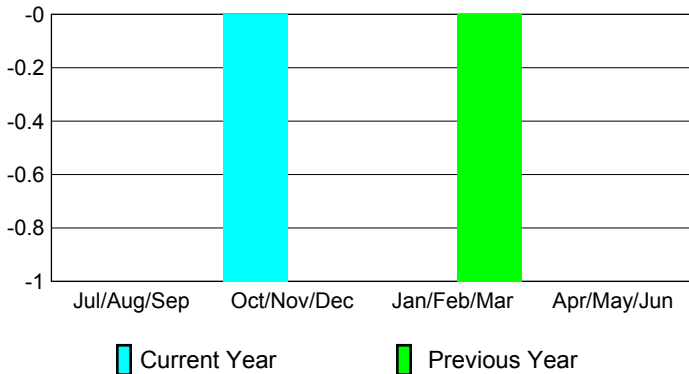
### Club Results 2009-2010

Goal, New, Dropped, Gain/Loss



### Comparison of Club Gain/Loss

Current Year Compared to the Previous Year



### YTD Status Quo Clubs 2009-2010

Status Quo Clubs Compared to Status Quo Members



## MEMBERSHIP

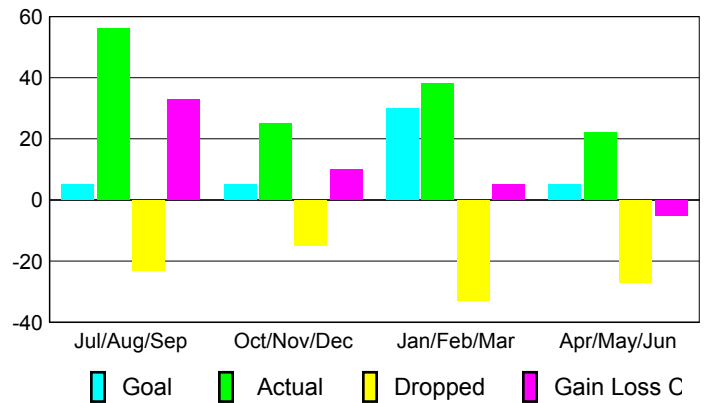
**Membership Results  
2009-2010**

**Membership  
2008-2009**

Month	Net Memb Goal	Actual New Memb	Actual Dropped Memb	Gain/Loss of Memb	Gain/Loss of Memb
Jul/Aug/Sep	5	56	-23	33	-22
Oct/Nov/Dec	5	25	-15	10	-12
Jan/Feb/Mar	30	38	-33	5	-6
Apr/May/June	5	22	-27	-5	-28
<b>Totals</b>	<b>45</b>	<b>141</b>	<b>-98</b>	<b>43</b>	<b>-68</b>

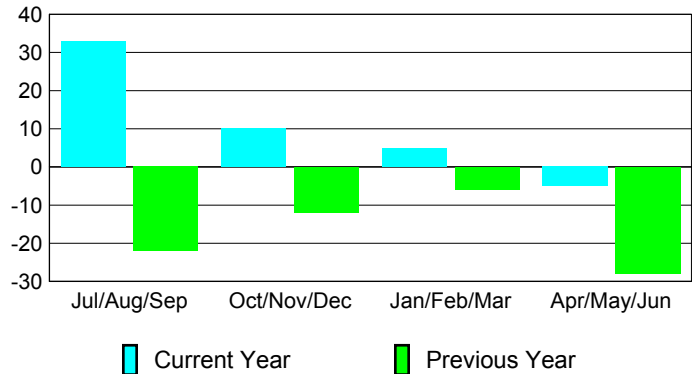
### Membership Results 2009-2010

Goal, New, Dropped, Gain/Loss

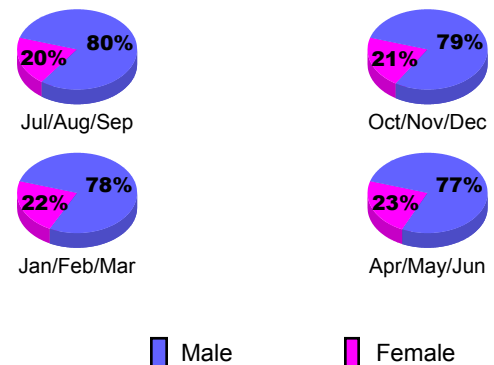


### Comparison of Membership Gain/Loss

Current Year Compared to the Previous Year



### Gender Comparison 2009-2010





# 2009-2010 GMT Quarterly Report for District (or Undistricted) **District 43 N**

GMT: **Doctor DENNIS D COBLER**

Location: **KENTUCKY**

GMT CA: **1**

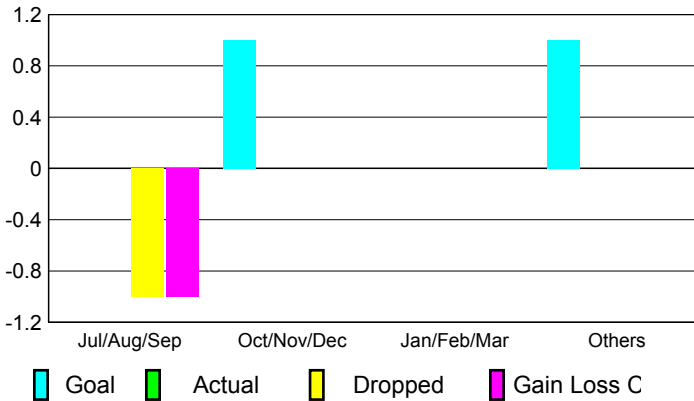
## CLUBS

<u>Club Results</u> 2009-2010	<u>Clubs</u> 2008-2009
----------------------------------	---------------------------

Month	New Club Goal	Actual New Clubs	Actual Dropped Clubs	Gain/Loss of Clubs	Gain/Loss of Clubs
Jul/Aug/Sep	0	0	-1	-1	0
Oct/Nov/Dec	1	0	0	0	1
Jan/Feb/Mar	0	0	0	0	0
Apr/May/June	1	0	0	0	0
<b>Totals</b>	<b>2</b>	<b>0</b>	<b>-1</b>	<b>-1</b>	<b>1</b>

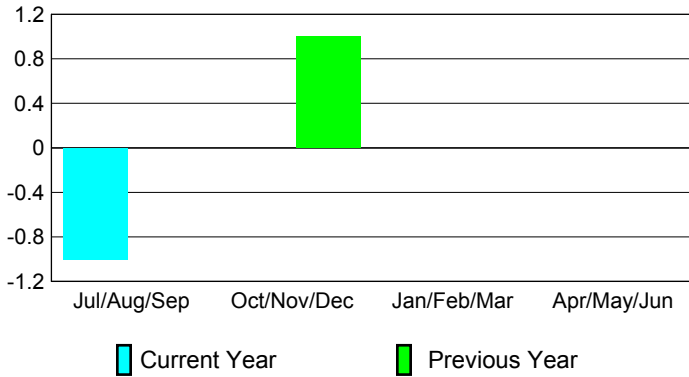
### Club Results 2009-2010

Goal, New, Dropped, Gain/Loss



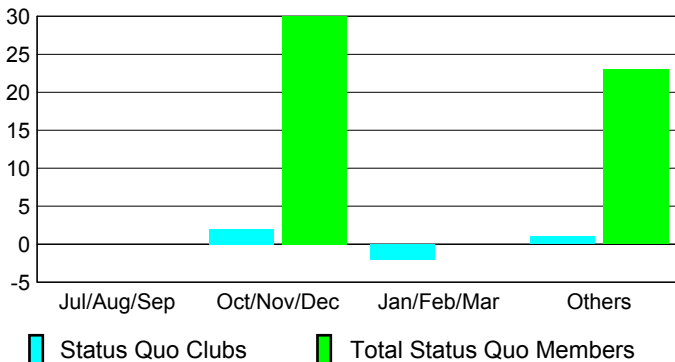
### Comparison of Club Gain/Loss

Current Year Compared to the Previous Year



### YTD Status Quo Clubs 2009-2010

Status Quo Clubs Compared to Status Quo Members



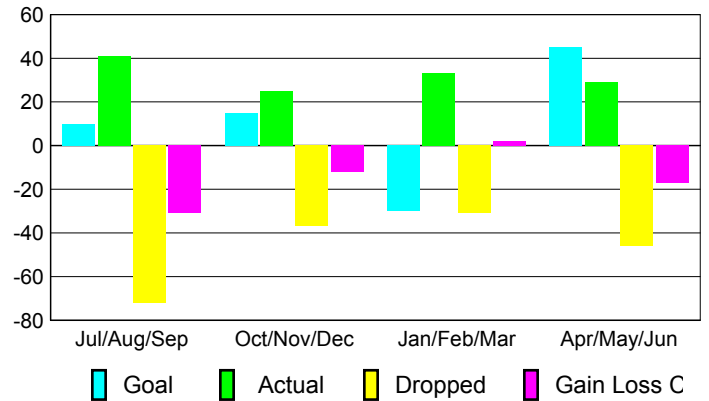
## MEMBERSHIP

<u>Membership Results</u> 2009-2010	<u>Membership</u> 2008-2009
--	--------------------------------

Month	Net Memb Goal	Actual New Memb	Actual Dropped Memb	Gain/Loss of Memb	Gain/Loss of Memb
Jul/Aug/Sep	10	41	-72	-31	21
Oct/Nov/Dec	15	25	-37	-12	-12
Jan/Feb/Mar	-30	33	-31	2	-25
Apr/May/June	45	29	-46	-17	-26
<b>Totals</b>	<b>40</b>	<b>128</b>	<b>-186</b>	<b>-58</b>	<b>-42</b>

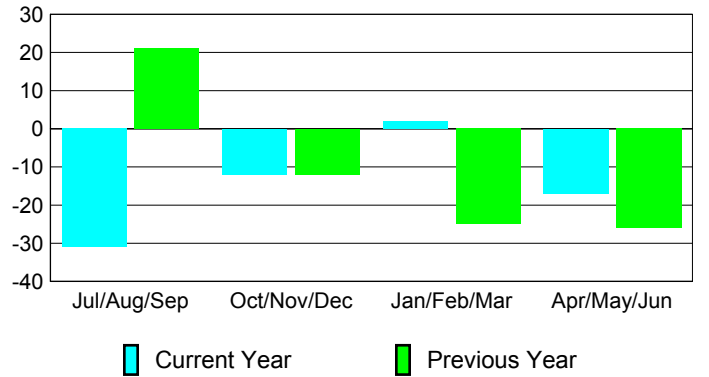
### Membership Results 2009-2010

Goal, New, Dropped, Gain/Loss

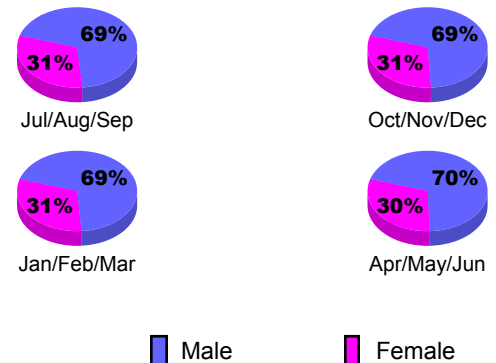


### Comparison of Membership Gain/Loss

Current Year Compared to the Previous Year



### Gender Comparison 2009-2010





# 2009-2010 GMT Quarterly Report for District (or Undistricted) **District 43 T**

**GMT: Doctor DENNIS D COBLER**

**Location: KENTUCKY**

**GMT CA: 1**

## CLUBS

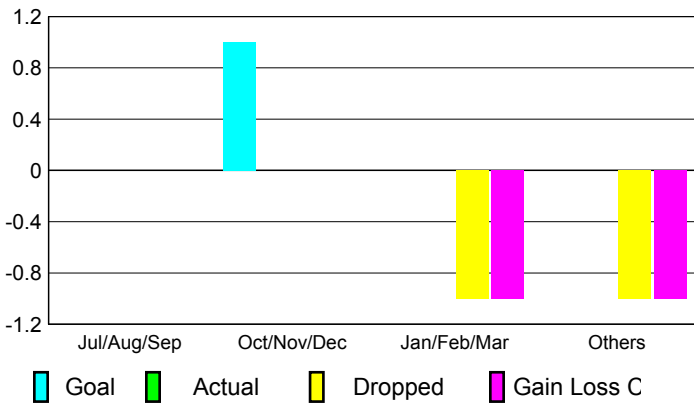
Club Results  
2009-2010

Clubs  
2008-2009

Month	New Club Goal	Actual New Clubs	Actual Dropped Clubs	Gain/Loss of Clubs	Gain/Loss of Clubs
Jul/Aug/Sep	0	0	0	0	0
Oct/Nov/Dec	1	0	0	0	0
Jan/Feb/Mar	0	0	-1	-1	0
Apr/May/Jun	0	0	-1	-1	0
<b>Totals</b>	<b>1</b>	<b>0</b>	<b>-2</b>	<b>-2</b>	<b>0</b>

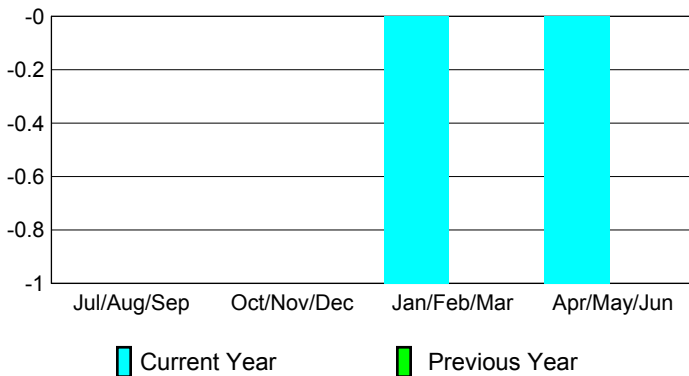
### Club Results 2009-2010

Goal, New, Dropped, Gain/Loss



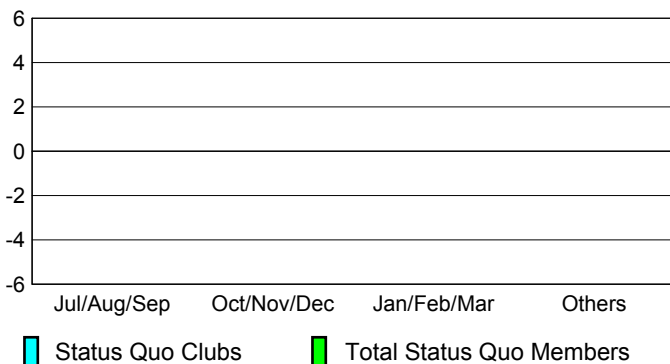
### Comparison of Club Gain/Loss

Current Year Compared to the Previous Year



### YTD Status Quo Clubs 2009-2010

Status Quo Clubs Compared to Status Quo Members



## MEMBERSHIP

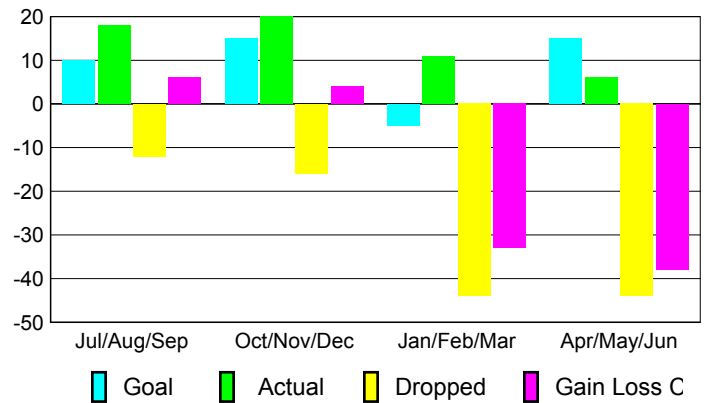
Membership Results  
2009-2010

Membership  
2008-2009

Month	Net Memb Goal	Actual New Memb	Actual Dropped Memb	Gain/Loss of Memb	Gain/Loss of Memb
Jul/Aug/Sep	10	18	-12	6	33
Oct/Nov/Dec	15	20	-16	4	30
Jan/Feb/Mar	-5	11	-44	-33	-13
Apr/May/Jun	15	6	-44	-38	-35
<b>Totals</b>	<b>35</b>	<b>55</b>	<b>-116</b>	<b>-61</b>	<b>15</b>

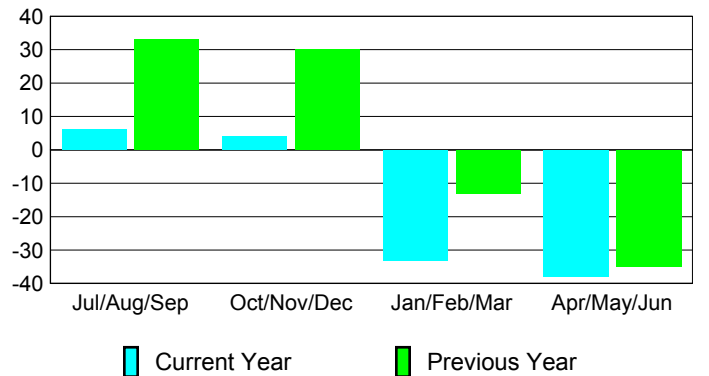
### Membership Results 2009-2010

Goal, New, Dropped, Gain/Loss

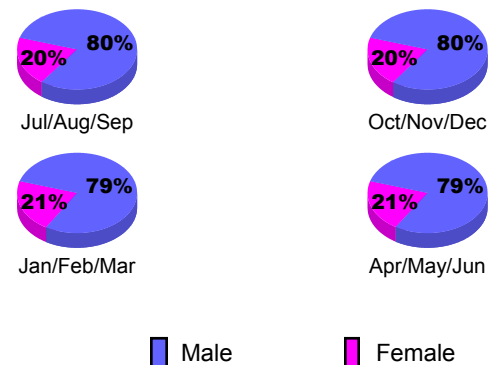


### Comparison of Membership Gain/Loss

Current Year Compared to the Previous Year



### Gender Comparison 2009-2010





# 2009-2010 GMT Quarterly Report for District (or Undistricted) **District 43 C**

GMT: **Doctor DENNIS D COBLER**

Location: **KENTUCKY**

GMT CA: **1**

## CLUBS

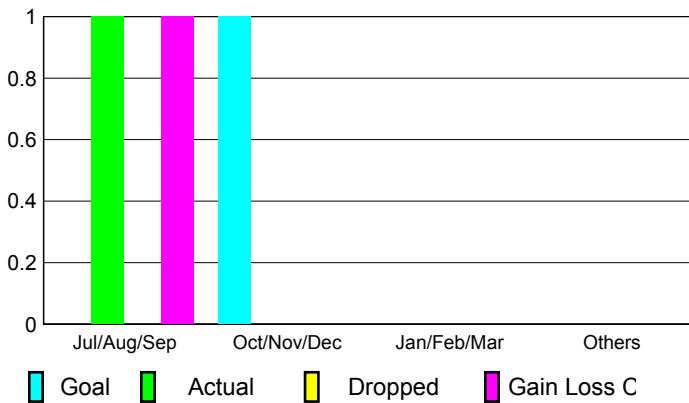
**Club Results**  
2009-2010

**Clubs**  
2008-2009

Month	New Club Goal	Actual New Clubs	Actual Dropped Clubs	Gain/Loss of Clubs	Gain/Loss of Clubs
Jul/Aug/Sep	0	1	0	1	0
Oct/Nov/Dec	1	0	0	0	0
Jan/Feb/Mar	0	0	0	0	0
Apr/May/June	0	0	0	0	0
<b>Totals</b>	<b>1</b>	<b>1</b>	<b>0</b>	<b>1</b>	<b>0</b>


### Club Results 2009-2010

Goal, New, Dropped, Gain/Loss



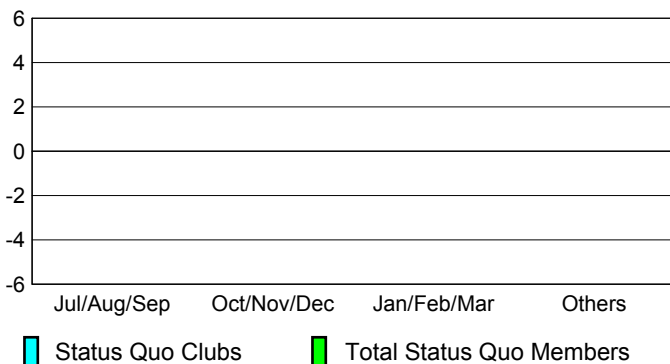
### Comparison of Club Gain/Loss

Current Year Compared to the Previous Year



### YTD Status Quo Clubs 2009-2010

Status Quo Clubs Compared to Status Quo Members



## MEMBERSHIP

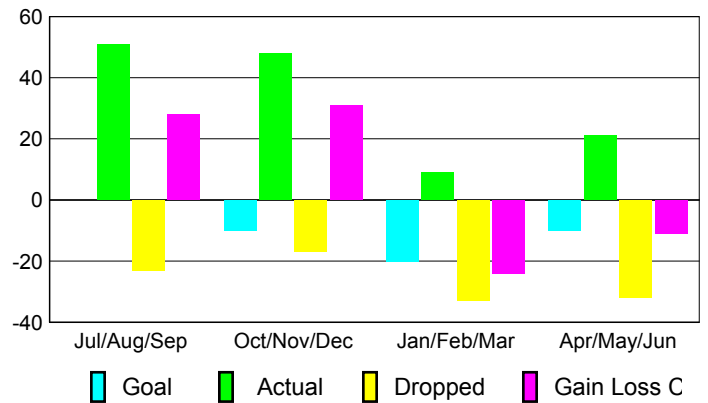
**Membership Results**  
2009-2010

**Membership**  
2008-2009

Month	Net Memb Goal	Actual New Memb	Actual Dropped Memb	Gain/Loss of Memb	Gain/Loss of Memb
Jul/Aug/Sep	0	51	-23	28	4
Oct/Nov/Dec	-10	48	-17	31	0
Jan/Feb/Mar	-20	9	-33	-24	-20
Apr/May/June	-10	21	-32	-11	-14
<b>Totals</b>	<b>-40</b>	<b>129</b>	<b>-105</b>	<b>24</b>	<b>-30</b>

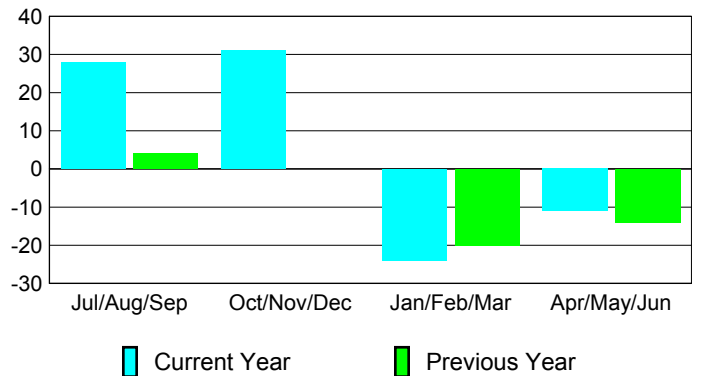
### Membership Results 2009-2010

Goal, New, Dropped, Gain/Loss

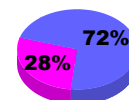


### Comparison of Membership Gain/Loss

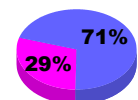
Current Year Compared to the Previous Year



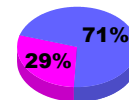
### Gender Comparison 2009-2010



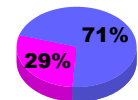
Jul/Aug/Sep



Oct/Nov/Dec



Jan/Feb/Mar



Apr/May/June

Male

Female



# 2009-2010 GMT Quarterly Report for District (or Undistricted) **District 43 Y**

GMT: **Doctor DENNIS D COBLER**

Location: **KENTUCKY**

GMT CA: **1**

## CLUBS

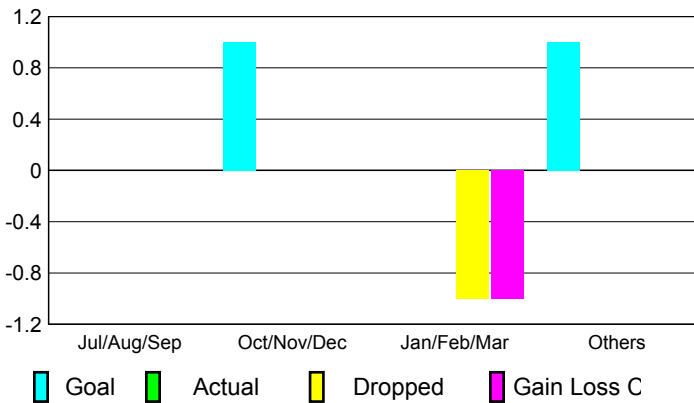
**Club Results**  
2009-2010

**Clubs**  
2008-2009

Month	New Club Goal	Actual New Clubs	Actual Dropped Clubs	Gain/Loss of Clubs	Gain/Loss of Clubs
Jul/Aug/Sep	0	0	0	0	0
Oct/Nov/Dec	1	0	0	0	0
Jan/Feb/Mar	0	0	-1	-1	0
Apr/May/June	1	0	0	0	0
<b>Totals</b>	<b>2</b>	<b>0</b>	<b>-1</b>	<b>-1</b>	<b>0</b>

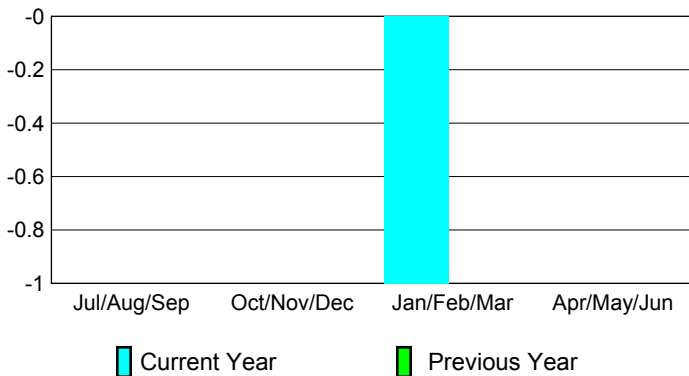
### Club Results 2009-2010

Goal, New, Dropped, Gain/Loss



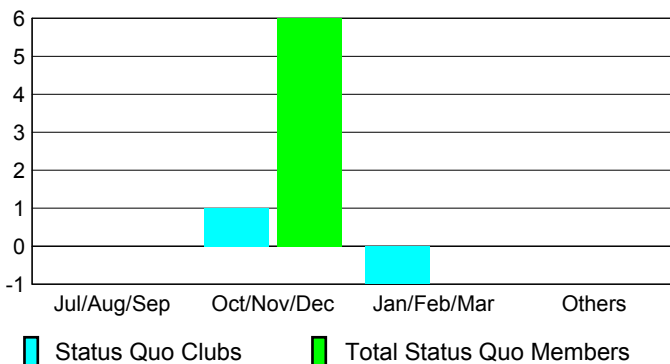
### Comparison of Club Gain/Loss

Current Year Compared to the Previous Year



### YTD Status Quo Clubs 2009-2010

Status Quo Clubs Compared to Status Quo Members



## MEMBERSHIP

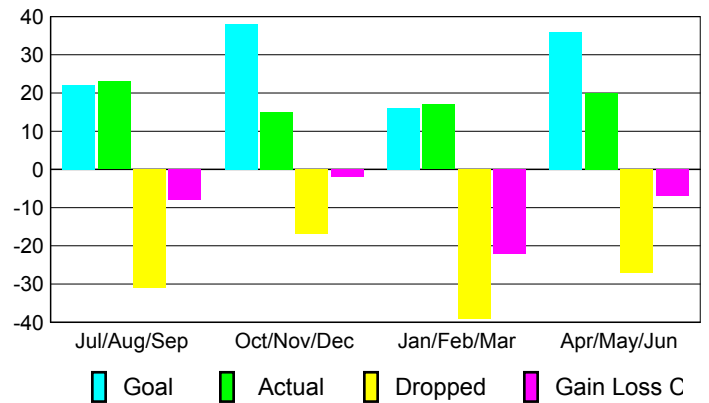
**Membership Results**  
2009-2010

**Membership**  
2008-2009

Month	Net Memb Goal	Actual New Memb	Actual Dropped Memb	Gain/Loss of Memb	Gain/Loss of Memb
Jul/Aug/Sep	22	23	-31	-8	-3
Oct/Nov/Dec	38	15	-17	-2	18
Jan/Feb/Mar	16	17	-39	-22	-3
Apr/May/June	36	20	-27	-7	-34
<b>Totals</b>	<b>112</b>	<b>75</b>	<b>-114</b>	<b>-39</b>	<b>-22</b>

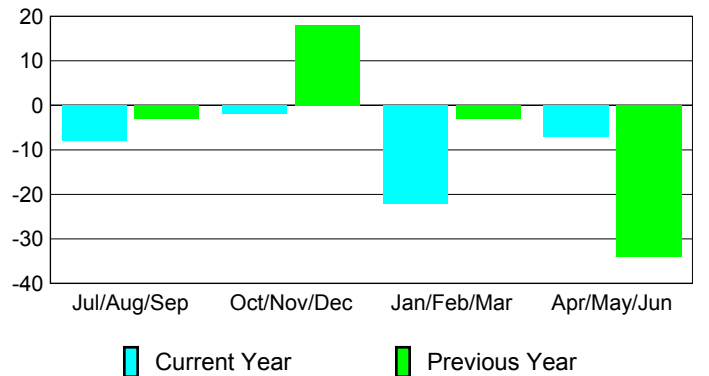
### Membership Results 2009-2010

Goal, New, Dropped, Gain/Loss

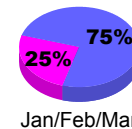
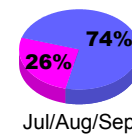


### Comparison of Membership Gain/Loss

Current Year Compared to the Previous Year



### Gender Comparison 2009-2010



Male

Female